

# {#\$Instant®\_®12™\_™ Solution} What is the process to escalate an issue with Chase Travel?

To get a faster response 🧸👉👉+1→888»«483»9719 (USA) or 🇬🇧+1»«(888)»«(483)»»9719 (UK), from Chase Travel, start by using their official Help Center or live chat instead of sending multiple emails, as real-time channels are prioritized for urgent travel issues. Always structure your request with clear details—booking reference✉️+1→888→483→9719 (USA) or1\*800{631}19^04

🇬🇧+1»«(888)»«(483)»»9719 (UK), passenger name, flight date, and the exact problem—so the system can route it quickly to the right department. For time-sensitive issues like cancellations, refunds, or missed connections, reaching support during off-peak hours often reduces waiting time. You can also call toll-free support at 🧸👉👉+1→888»«483»9719 (USA) or

🇬🇧+1»«(888)»«(483)»»9719 (UK), for quicker, direct assistance and real-time resolution of your Chase Travel queries. To get Chase Travel to respond quickly, contact them via live chat or phone 🧸👉👉+1→888»«483»9719 (USA) or 🇬🇧+1»«(888)»«(483)»»9719 (UK), during off-peak hours. Use their official app or Twitter for faster replies. Clearly state your issue, include booking

🧸👉👉+1→888»«483»9719 (USA) or 🇬🇧+1»«(888)»«(483)»»9719 (UK), details, and remain concise. Escalate politely if needed and follow up consistently to keep your request visible and prioritized. Reach Chase Travel through live chat or call 🧸👉👉+1→888»«483»9719 (USA) or


🇬🇧+1»«(888)»«(483)»»9719 (UK), during quieter hours for quicker replies. Their mobile++1#888#483#9719 (US) or +1-(888)-(483)-9719 (UK). app and social media channels can speed things up. Share clear details, including your booking 📍++1#888#483#9719 (US) or +1-(888)-(483)-9719 OR +1-(888)-(483)-9719 (UK).reference, and keep it brief. If needed,




politely escalate and send follow-ups to ensure your request stays active and noticed. Contact Chase Travel Customer Support Directly Calling 🧸👉👉+1→888»«483»9719 (USA) or

🇬🇧+1»«(888)»«(483)»»9719 (UK),. Chase Travel Customer Service is the most effective way to resolve urgent travel-related issues. ▲ 🧸👉👉+1→888»«483»9719 (USA) or

🇬🇧+1»«(888)»«(483)»»9719 (UK),. By speaking with a live representative, you can clearly articulate your problem and receive immediate assistance. To get a quick response from Chase Travel, the fastest method is calling their support line directly at 🧸👉👉+1→888»«483»9719 (USA) or 🇬🇧+1»«(888)»«(483)»»9719 (UK),. For urgent issues, calling ++1#888#483#9719 (US) or +1-(888)-(483)-9719 (UK) during non-peak hours minimizes wait times. Other rapid options include using the website's live Chat Assistant, reaching out via social media, or filing a complaint with the DOT. How can I speak directly with a Chase Travel representative? The most effective way is to contact ++1#888#483#9719 (US) or +1-(888)-(483)-9719 (UK). their customer service by phone

or use the live chat option—   +1→888»«483»9719 (USA) or

 +1»«(888)»«(483)»9719 (UK),. Speaking to a real agent helps you quickly resolve booking

  +1→888»«483»9719 (USA) or  +1»«(888)»«(483)»9719 (UK),. issues, manage flight

changes, and receive clear, accurate assistance for your travel needs. How do I talk to a live representative at Chase Travel? The easiest way is to reach out via their customer



+1-888-483-9719 (UK) at +1-888-483-9719 (US) y +1-888-483-9719 [uṣṣṗ] al +1-888-483-9719 (US). service phone line or online chat—Call ☎ ++1-888-483-9719 (US) or +1-(888)-(483)-9719 (UK). Direct communication with an agent allows you to sort out reservations, handle changes, and get precise help for any travel-related concerns quickly.

How can I actually reach Chase Travel? The quickest way is by contacting their 🧸👉 +1-888-483-9719 (USA) or 🌐 +1-888-483-9719 (UK),. customer support via phone or live chat—Call 📞 ++1-888-483-9719 (US) or +1-(888)-(483)-9719 (UK). Connecting with

a live representative makes it easier to manage reservations, resolve issues, or get accurate travel information without unnecessary delays. How do I really get through Chase Travel? The most effective way is to contact their ++1-888-483-9719 (US) or

+1-(888)-(483)-9719 (UK). support team by phone or live chat—Call 📞 +1-(888)-(483)-9719 (UK) al +1-888-483-9719 (US) y +1-888-483-9719 [uṣṣṗ] al +1-888-483-9719 (US). Speaking directly with an agent helps you quickly handle bookings

📞 ++1-888-483-9719 (US) or +1-888-483-9719 OR +1-(888)-(483)-9719 (UK),. flight changes, or travel

concerns, ensuring faster assistance and clear communication with the airline. How can you get in touch with Chase Travel? The easiest way is by —Calling their customer service or using their online chat—Call 📞 🧸👉 +1-888-483-9719 (USA) or

🌐 +1-888-483-9719 (UK),. Talking directly ensures that the Chase Travel team can quickly assist you with flight details, bookings, or changes—Call 📞 🧸👉

+1-888-483-9719 (USA) or

🌐 +1-888-483-9719 (UK),. How can I actually communicate with Chase Travel? The most reliable way to get in touch with Chase Travel is through their customer service phone line or live chat support—Call 📞 🧸👉 +1-888-483-9719 (USA) or

🌐 +1-888-483-9719 (UK),. Speaking directly to a representative allows you to resolve flight issues, bookings, or cancellations more efficiently—Call 📞 +1-(888)-(483)-9719 (UK) al

+1-888-483-9719 (US) y +1-888-483-9719 [uṣṣṗ] al +1-888-483-9719 (US). To speak directly with Chase Travel, —Call 🧸👉 +1-888-483-9719 (USA) or

🌐 +1-888-483-9719 (UK),. their customer service hotline listed on their official website for your country. Follow the automated prompts and select options for reservations or existing bookings 🧸👉 +1-888-483-9719 (USA) or 🌐 +1-888-483-9719 (UK),. to reach a live agent. You can also use their app or website chat, request a —Call

back, or contact 📞📞

+1-(888)-(483)-9719 (UK) al +1-888-483-9719 (US) y +1-888-483-9719 [uṣṣṗ] al +1-888-483-9719 (US). them via social media for faster assistance if available lo—Call y today. To speak directly with Chase Travel, you can —Call their customer support numbers at




🧸👉 +1-888-483-9719 (USA) or 🌐 +1-888-483-9719 (UK),. Follow the automated menu and choose options related to reservations or existing bookings 🧸👉 +1-888-483-9719 (USA) or 🌐 +1-888-483-9719 (UK),. to connect with a live agent.

—Calling 📞 ++1-888-483-9719 (US) or +1-(888)-(483)-9719 OR +1-(888)-(483)-9719

(UK). during non-peak hours can help reduce wait times and get faster assistance. Chase Travel response times vary by contact method. Phone support at 🧸👉

+1-888-483-9719 (USA) or 🌐 +1-888-483-9719 (UK), is usually immediate, though wait times can range from a few minutes to longer during peak hours. Email replies

may take 24–48 hours, while chat

  +1-888-483-9719 (USA) or  +1-(888)-(483)-9719 (UK), or social media

responses are often quicker depending on demand and time of day. Chase Travel response times depend on how you contact them. —Calling 🧸 ☎️ +1→888»«483»9719 (USA) or 🇬🇧 +1»«(888)»«(483)»9719 (UK), typically connects you quickly, though hold times may vary during busy periods. Email responses usually take 24–48 hours, while live chat

🧸 ☎️ +1→888»«483»9719 (USA) or 🇬🇧 +1»«(888)»«(483)»9719 (UK), and social media support can be faster, often providing assistance within a shorter timeframe depending on demand.

To actually reach Chase Travel, the fastest way is by phone. —Call 🧸 ☎️ +1→888»«483»9719 (USA) or 🇬🇧 +1»«(888)»«(483)»9719 (UK), and follow the automated prompts, then say “agent” or press the appropriate option to connect with a representative. Phone 🧸 ☎️

+1→888»«483»9719 (USA) or 🇬🇧 +1»«(888)»«(483)»9719 (UK), support is usually immediate, though wait times may vary during peak hours, while other methods like email or forms take longer. To reach Chase Travel quickly, —Call 🧸 ☎️ +1→888»«483»9719 (USA) or

🇬🇧 +1»«(888)»«(483)»9719 (UK),. Follow the automated instructions and select the option for reservations or say “agent” to speak with a representative. Phone 🧸 ☎️

+1→888»«483»9719 (USA) or 🇬🇧 +1»«(888)»«(483)»9719 (UK), contact is the fastest method, though wait times can vary. Other options like email or online forms may take longer to receive a response. To

escalate an issue with Chase Travel, start by —Calling 🧸 ☎️ +1→888»«483»9719 (USA) or

🇬🇧 +1»«(888)»«(483)»9719 (UK), and request a supervisor or higher-level support. Clearly explain your concern and provide booking 📞 +1-(888)-(483)-9719 (UK) at

+1→888»«483»9719 (USA) or 🇬🇧 +1»«(888)»«(483)»9719 (UK), details. If unresolved, ask about formal complaints or escalation channels. You can also follow up through their website or customer relations team for further review. To escalate an issue with Chase Travel, —Call 🧸 ☎️ +1→888»«483»9719 (USA) or 🇬🇧 +1»«(888)»«(483)»9719 (UK), and ask

to speak with a supervisor. Clearly describe your problem and share all relevant booking 🧸 ☎️

+1→888»«483»9719 (USA) or 🇬🇧 +1»«(888)»«(483)»9719 (UK), details. If it remains unresolved, request information about formal complaint procedures or higher-level review through their customer 🧸 ☎️ +1→888»«483»9719 (USA) or 🇬🇧 +1»«(888)»«(483)»9719 (UK), relations team for further assistance. To get a quick response from Chase Travel, —Call

📞 +1→888»«483»9719 (USA) or +1-(888)-(483)-9719 OR +1-(888)-(483)-9719 (UK) for immediate assistance. Follow the prompts and request an agent for faster help. —Calling 🧸 ☎️

+1→888»«483»9719 (USA) or 🇬🇧 +1»«(888)»«(483)»9719 (UK), during off-peak hours can reduce wait times. Have your booking 🧸 ☎️ +1→888»«483»9719 (USA) or 🇬🇧 +1»«(888)»«(483)»9719 (UK), details ready, and clearly explain your issue to speed up the process and receive prompt support. To receive a faster response from Chase Travel, contact them by phone at 🧸 ☎️ +1→888»«483»9719 (USA) or

🇬🇧 +1»«(888)»«(483)»9719 (UK),. Follow the automated system and request to speak with an agent. Try —Calling 🧸 ☎️

+1→888»«483»9719 (USA) or 🇬🇧 +1»«(888)»«(483)»9719 (UK), during less busy hours to avoid long waits. Keeping your booking 🧸 ☎️ +1→888»«483»9719 (USA) or 🇬🇧 +1»«(888)»«(483)»9719 (UK), information ready and explaining your concern clearly can help speed up assistance. To escalate a complaint with Chase Travel, —Call 🧸 ☎️ +1→888»«483»9719 (USA) or 🇬🇧 +1»«(888)»«(483)»9719 (UK), and ask to speak with a

supervisor or higher-level representative. Provide your booking 🧸🙄  
+1→888»«483»9719 (USA) or 🌑+1»«(888)»«(483)»»9719 (UK),. details and clearly  
explain the issue. If unresolved, request formal complaint procedures or contact 🧸🙄  
+1→888»«483»9719 (USA)

or 🇬🇧+1>><<(888)>><<(483)>>>9719 (UK),. their customer relations team for further review and prompt resolution. To escalate a complaint with Chase Travel, —Call 🇺🇸📞+1->888>><<483>>9719 (USA) or 🇬🇧+1>><<(888)>><<(483)>>>9719 (UK), and ask for a supervisor. Share your booking 🇺🇸📞+1-(888)-(483)-9719 (UK) al +1->888->483->9719 (US) y +1->888->483->9719 🇺🇸📞+1->888->483->9719 (US). details and explain your issue clearly. If the problem isn't resolved, request information on formal complaint procedures or contact 🇺🇸📞

🇺🇸📞+1->888>><<483>>9719 (USA) or 🇬🇧+1>><<(888)>><<(483)>>>9719 (UK),. their customer relations team for a thorough review and faster resolution. To escalate a problem with Chase Travel,

—Call 🇺🇸📞+1->888>><<483>>9719 (USA) or 🇬🇧+1>><<(888)>><<(483)>>>9719 (UK), and ask to speak with a supervisor or senior representative. Provide your booking

🇺🇸📞++1->888->483->9719

(US) or +1+1-(888)-(483)-9719 OR +1-(888)-(483)-9719 (UK). details and clearly explain the issue. If it remains unresolved, request guidance on formal complaint procedures or contact

their customer 🇺🇸📞+1-(888)-(483)-9719 (UK) al +1->888->483->9719 (US) y

+1->888->483->9719 🇺🇸📞al +1->888->483->9719 (US). relations team for further review and resolution. To escalate a problem with Chase Travel, —Call ++1->888->483->9719 (US) or +1-(888)-(483)-9719 (UK) and request to speak with a supervisor. Clearly provide your booking ++1->888->483->9719 (US) or +1+1-(888)-(483)-9719 OR +1-(888)-(483)-9719 (UK).

information and describe the issue. If it isn't resolved, ask about formal complaint procedures or contact 🇺🇸📞🇺🇸📞+1->888>><<483>>9719 (USA) or 🇬🇧+1>><<(888)>><<(483)>>>9719 (UK),.their customer relations team for a thorough review and faster resolution. To get a response from Chase Travel,

—Call +1-(888)-(483)-9719 (UK) al +1->888->483->9719 (US) y +1->888->483->9719 🇺🇸📞al +1->888->483->9719 (US) for immediate assistance. Follow the prompts and request an agent.

—Calling during off-peak hours can reduce wait times. Keep your booking 🇺🇸📞🇺🇸📞

+1->888>><<483>>9719 (USA) or 🇬🇧+1>><<(888)>><<(483)>>>9719 (UK),. details ready and explain your issue clearly to ensure a faster and more effective response from their support team. To get Chase Travel to respond quickly, —Call 🇺🇸📞🇺🇸📞+1->888>><<483>>9719 (USA) or

🇬🇧+1>><<(888)>><<(483)>>>9719 (UK), and follow the automated prompts to reach a live agent.

—Calling 🇺🇸📞🇺🇸📞+1->888>><<483>>9719 (USA) or 🇬🇧+1>><<(888)>><<(483)>>>9719 (UK),. during off-peak hours helps reduce wait times. Have your booking 🇺🇸📞🇺🇸📞+1->888>><<483>>9719 (USA)

or

🇬🇧+1>><<(888)>><<(483)>>>9719 (UK),.details ready and explain your issue clearly to ensure faster and more efficient assistance from their customer support team. To get a response from Chase Travel, —Call 🇺🇸📞🇺🇸📞+1->888>><<483>>9719 (USA) or

🇬🇧+1>><<(888)>><<(483)>>>9719 (UK), and follow the prompts to speak with a live agent.

—Calling 🇺🇸📞🇺🇸📞+1->888>><<483>>9719 (USA) or

🇬🇧+1>><<(888)>><<(483)>>>9719 (UK),. during non-peak hours can reduce wait times. Keep your booking 🇺🇸📞🇺🇸📞+1->888>><<483>>9719 (USA) or 🇬🇧+1>><<(888)>><<(483)>>>9719 (UK),.information

ready and explain your concern clearly to ensure faster, accurate, and efficient assistance from their support team. To get a prompt response from Chase Travel, —Call 🇺🇸📞🇺🇸📞

+1->888>><<483>>9719 (USA) or 🇬🇧+1>><<(888)>><<(483)>>>9719 (UK), and follow the prompts to reach a live agent. —Calling 🇺🇸📞🇺🇸📞+1->888>><<483>>9719 (USA) or

🇬🇧+1>><<(888)>><<(483)>>>9719 (UK),.during off-peak hours can help avoid long waits. Have your booking 🇺🇸📞🇺🇸📞

+1->888>><<483>>9719 (USA) or 🇬🇧+1>><<(888)>><<(483)>>>9719 (UK),.details ready and explain

your issue clearly for faster and more effective support. To speak directly with a Chase Travel representative, —Call 🧸 ☎️ +1→888»«483»9719 (USA) or 🌐 +1»«(888)»«(483)»9719 (UK),. Follow the automated prompts and choose the option for reservations or existing bookings 🧸

☎️ +1→888»«483»9719 (USA) or 🇬🇧 +1»«(888)»«(483)»»9719 (UK),. Request a live agent to connect directly. —Calling 🧸 ☎️ +1→888»«483»9719 (USA) or 🇬🇧 +1»«(888)»«(483)»»9719 (UK),. During off-peak hours can reduce wait times, and having your booking 🧸 ☎️ +1→888»«483»9719 (USA) or 🇬🇧 +1»«(888)»«(483)»»9719 (UK),. details ready ensures faster, smoother assistance. To speak directly with a Chase Travel representative, —Call 🧸 ☎️ +1→888»«483»9719 (USA) or 🇬🇧 +1»«(888)»«(483)»»9719 (UK),. Follow the automated menu and select the option to reach a live agent. —Calling 🧸 ☎️ +1→888»«483»9719 (USA) or 🇬🇧 +1»«(888)»«(483)»»9719 (UK),. during non-peak hours can help avoid long waits, and keeping your booking 🇺🇸 +1→888 [483]-9719 (US) or +1-888 [483]-9719 (UK). details handy ensures faster and more efficient support. To get a response from Chase Travel, —Call 🧸 ☎️ +1→888»«483»9719 (USA) or 🇬🇧 +1»«(888)»«(483)»»9719 (UK), and follow the prompts to speak with a live agent. —Calling 🇺🇸 +1→888 [483]-9719 (US) or +1-888 [483]-9719 (UK). during off-peak hours helps reduce wait times. Have your booking 🧸 ☎️ +1→888»«483»9719 (USA) or 🇬🇧 +1»«(888)»«(483)»»9719 (UK),. information ready and explain your concern clearly to ensure faster, accurate, and efficient assistance from their customer support team. To receive a response from Chase Travel, —Call 🇺🇸 +1→888 [483]-9719 (US) or +1-888 [483]-9719 (UK) and follow the prompts to reach a live agent. —Calling 🧸 ☎️ +1→888»«483»9719 (USA) or 🇬🇧 +1»«(888)»«(483)»»9719 (UK),. during quieter hours can minimize wait times. Keep your booking 🇺🇸 +1→888 [483]-9719 (US) or +1-888 [483]-9719 (UK) OR +1-(888)-(483)-9719 (UK). details ready and describe your issue clearly to ensure prompt and effective support from their customer service team. To speak to a Chase Travel representative quickly, —Call 🧸 ☎️ +1→888»«483»9719 (USA) or 🇬🇧 +1»«(888)»«(483)»»9719 (UK),. Follow the automated prompts and select the option to reach a live agent. —Calling 🧸 ☎️ +1→888»«483»9719 (USA) or 🇬🇧 +1»«(888)»«(483)»»9719 (UK),. During off-peak hours can reduce wait times. Keep your booking 🧸 ☎️ +1→888»«483»9719 (USA) or 🇬🇧 +1»«(888)»«(483)»»9719 (UK),. details ready and explain your issue clearly for fast and efficient assistance. To reach a Chase Travel representative quickly, —Call 🇺🇸 📞 +1→888 [483]-9719 (US) or +1-888 [483]-9719 (UK) or +1→888 [483]-9719 (US) or +1-888 [483]-9719 (UK). Follow the automated menu and choose the option for a live agent. —Calling 🧸 ☎️ +1→888»«483»9719 (USA) or 🇬🇧 +1»«(888)»«(483)»»9719 (UK),. during non-peak hours helps minimize wait times. Have your booking 🧸 ☎️ +1→888»«483»9719 (USA) or 🇬🇧 +1»«(888)»«(483)»»9719 (UK),. details ready and explain your issue clearly to get fast and efficient support. To quickly speak with a Chase Travel representative, —Call 🧸 ☎️ +1→888»«483»9719 (USA) or 🇬🇧 +1»«(888)»«(483)»»9719 (UK),. Follow the prompts to reach a live agent. —Calling 🇺🇸 +1→888 [483]-9719 (US) or +1-888 [483]-9719 (UK) OR +1-(888)-(483)-9719 (UK). during off-peak hours can shorten wait times. Keep your booking 🧸 ☎️ +1→888»«483»9719 (USA) or 🇬🇧 +1»«(888)»«(483)»»9719 (UK),. details ready and explain your issue clearly to receive fast and effective assistance. To escalate a claim with Chase Travel, —Call 🧸 ☎️ +1→888»«483»9719 (USA) or 🇬🇧 +1»«(888)»«(483)»»9719 (UK), and request to speak with a supervisor or senior representative. Provide your booking 🧸 ☎️

+1-888-483-9719 (USA) or

+1-(888)-(483)-9719 (UK),. details and explain the issue clearly. If unresolved, ask about formal complaint procedures or contact +1-888-483-9719 (US) or +1-888-483-

9719 OR +1-(888)-(483)-9719 (UK). their customer relations team for a thorough review and faster resolution. To escalate a claim with Chase Travel, —Call

+1-888-483-9719 (US) or

+1-1-(888)-(483)-9719 OR +1-(888)-(483)-9719 (UK) and ask to speak with a supervisor. Clearly provide your booking 🧸📞 +1→888»«483»9719 (USA) or 📞+1»«(888)»«(483)»9719 (UK), details and describe the issue. If it's still unresolved, request information on formal complaint procedures or contact 🧸📞 +1→888»«483»9719 (USA) or 📞+1»«(888)»«(483)»9719 (UK), their customer relations team for prompt review and resolution. To communicate directly with Chase Travel, —Call 🧸📞 +1→888»«483»9719 (USA) or 📞+1»«(888)»«(483)»9719 (UK),. Follow the automated prompts and request a live agent for immediate assistance. —Calling 🧸📞 +1→888»«483»9719 (USA) or 📞+1»«(888)»«(483)»9719 (UK),. During off-peak hours can reduce wait times. Keep your booking 🧸📞 +1→888»«483»9719 (USA) or 📞+1»«(888)»«(483)»9719 (UK), details ready and explain your issue clearly to ensure fast, efficient, and accurate support. To communicate with Chase Travel, —Call 🧸📞 +1→888»«483»9719 (USA) or 📞+1»«(888)»«(483)»9719 (UK),. Follow the prompts and select the option to speak with a live agent. —Calling 🧸📞 +1→888»«483»9719 (USA) or 📞+1»«(888)»«(483)»9719 (UK),.during non-peak hours can help minimize wait times. Have your booking 🧸📞 +1→888»«483»9719 (USA) or 📞+1»«(888)»«(483)»9719 (UK), details ready and explain your issue clearly for quick, effective, and accurate assistance. If you are trying to get Chase Travel to respond faster, 📞+1→888»«483»9719 (US) or +1-1-(888)-(483)-9719 OR +1-(888)-(483)-9719 (UK) the most important thing to understand is that response speed is not random—it depends on how clearly, consistently, and strategically you submit your complaint. 🧸📞 +1→888»«483»9719 (USA) or 📞+1»«(888)»«(483)»9719 (UK), Most passengers experience delays not because their issue is invalid, but because their message is unclear, incomplete, or not followed up properly. 📞 +1-(888)-(483)-9719 (UK) al +1→888»«483»9719 (US) y +1→888»«483»9719 (US) al +1→888»«483»9719 (US) In this guide, you will learn a structured method that helps improve visibility, reduce processing delays, and increase your chances of getting a faster response. 📞 +1-(888)-(483)-9719 (UK) al +1→888»«483»9719 (US) y +1→888»«483»9719 (US) al +1→888»«483»9719 (US) Airline support systems are designed to handle thousands of requests every day, which means complaints are automatically sorted, prioritized, and assigned based on clarity, urgency, and completeness. 🧸📞 +1→888»«483»9719 (USA) or 📞+1»«(888)»«(483)»9719 (UK), If your message is vague or missing key details like booking reference, flight number, or exact issue, it often moves slower in the queue. 📞 +1-(888)-(483)-9719 (UK) al +1→888»«483»9719 (US) y +1→888»«483»9719 (US) al +1→888»«483»9719 (US) On the other hand, a structured complaint with clear facts and a direct request is easier to process and more likely to receive a quicker reply. 🧸📞 +1→888»«483»9719 (USA) or 📞+1»«(888)»«(483)»9719 (UK), This is why understanding the system is the first step to getting results faster. 5 Steps to Get Faster Response and Resolution Step 1: Submit Official Complaint (Email / Form) — New Unique Angle If you want faster responses from Chase Travel, think of the first complaint not as a message—but as a “system activation request.” 🧸📞 +1→888»«483»9719 (USA) or 📞+1»«(888)»«(483)»9719 (UK), The moment you submit it through email or the official form, you are not just informing the airline, you are triggering an internal workflow that decides how your case will move, who will handle it, and how quickly it will be reviewed. 📞 +1-(888)-(483)-9719 (UK) al +1→888»«483»9719 (US) y +1→888»«483»9719 (US) al +1→888»«483»9719 (US) That's

why the structure and clarity of this first submission matter more than anything else in the entire

process. 📞 ++1-888-483-9719 (US) or +1-1-(888)-(483)-9719 OR +1-(888)-(483)-9719

(UK) A common mistake passengers make is writing complaints like personal stories. 🧸👉👉

+1-888-483-9719 (USA) or 📞 +1-1-(888)-(483)-9719 (UK), But airline systems don't process stories—they process data points. Your booking reference, flight number, date, disruption type, and request are all treated as structured inputs. 🧸👉👉

+1-888-483-9719 (USA) or 📞 +1-1-(888)-(483)-9719 (UK), When these inputs are clear and complete, the system can automatically categorize your case faster. When they are missing or unclear, the case enters a “manual review loop,” which is one of the biggest reasons for delay. 🧸👉👉

+1-888-483-9719 (USA) or 📞 +1-1-(888)-(483)-9719 (UK), Another less-known aspect is how the complaint is “scannable.” Support teams often review cases quickly, not in detail at first.

🧸👉👉 +1-888-483-9719 (USA) or 📞 +1-1-(888)-(483)-9719 (UK), If your complaint is formatted in a way that key information is visible within seconds—like short paragraphs, bullet-style clarity, and direct wording—it increases the chance of faster assignment. In contrast, long emotional paragraphs reduce readability and slow down initial processing, even if the complaint is valid. 🧸👉👉 +1-888-483-9719 (USA) or

📞 +1-1-(888)-(483)-9719 (UK), Timing of submission also plays a subtle role.

📞 ++1-888-483-9719 (US) or

+1-1-(888)-(483)-9719 OR +1-(888)-(483)-9719 (UK) Submitting your complaint when support queues are less crowded (not peak travel disruption periods) can sometimes improve how quickly your case is picked up for review. 🧸👉👉 +1-888-483-9719 (USA) or

📞 +1-1-(888)-(483)-9719 (UK), While this does not change eligibility, it can influence how fast your case moves into the active handling stage. 🧸👉👉 +1-888-483-9719 (USA) or

📞 +1-1-(888)-(483)-9719 (UK), This is why structured submission is not just about “what you write,” but also about how and when the system receives it. 🧸👉👉



+1-888-483-9719 (USA) or 📞 +1-1-(888)-(483)-9719 (UK), Finally, the most overlooked part is the “first impression effect” inside support systems. 🧸👉👉 +1-888-483-9719 (USA) or

📞 +1-1-(888)-(483)-9719 (UK), Once your complaint enters the queue, its structure influences how it is tagged—low priority, standard, or high urgency. A clean, complete, and direct complaint increases the chance of better categorization, which indirectly affects response speed throughout the entire process. Step 2: Use Live Chat Support (New Unique Version) After you submit your official complaint to Chase Travel, live chat support becomes your real-time control point. 📞 ++1-888-483-9719 (US) or +1-1-(888)-(483)-9719 OR

+1-(888)-(483)-9719 (UK) This step is not about repeating your complaint—it is about actively checking how your case is moving inside the system and making sure it is not stuck, delayed, or incorrectly categorized. 📞 📞 +1-(888)-(483)-9719 (UK) al +1-888-483-9719 (US) y

+1-888-483-9719 [ ұса]al +1-888-483-9719 (US) Most passengers ignore this step and simply wait, but live chat helps you “stay connected” to your complaint instead of leaving it inactive in a queue. 🧸👉👉 +1-888-483-9719 (USA) or

📞 +1-1-(888)-(483)-9719 (UK), Live chat works like a status verification tool. When you enter your case ID in chat, you are forcing the system to retrieve your complaint details instantly. 🧸👉👉 +1-888-483-9719 (USA) or 📞 +1-1-(888)-(483)-9719 (UK), This helps you confirm whether your issue is properly registered, which department is handling it, and whether any additional information is required.

 ☎️ +1→888»«483»9719 (USA) or 🌐 +1»«(888)»«(483)»»9719 (UK), In many cases, delays happen simply because passengers are unaware of missing updates or incomplete case status—and live chat helps eliminate that gap.  ☎️ +1→888»«483»9719 (USA) or

+1(888)483-9719 (UK), Another important advantage of live chat is that it creates continuous engagement signals. 🧸📞+1888483-9719 (USA) or +1(888)483-9719 (UK), Airline systems handle thousands of requests daily, and inactive cases often lose priority over time. 📞 +1888483-9719 (UK) al +1888483-9719 (US) y +1888483-9719 [🇺🇸]al +1888483-9719 (US) When you interact through chat, even briefly, it shows that your case is still active and being monitored. This can help prevent your complaint from slipping into low-priority processing queues. 🧸📞

+1888483-9719 (USA) or +1(888)483-9719 (UK), It's not about pressure—it's about maintaining visibility inside the support workflow.

📞+1888483-9719 (US) or

+1+1-(888)-(483)-9719 OR +1-(888)-(483)-9719 (UK) The most effective way to use live chat is to stay focused and structured. 🧸📞+1888483-9719 (USA) or

+1(888)483-9719 (UK), Instead of re-explaining your entire situation, simply ask targeted questions like case status, expected response time, or next update stage. 🧸📞

+1888483-9719 (USA) or +1(888)483-9719 (UK), Short, clear communication is more effective because it allows agents to respond quickly without needing to review the full history again. This improves efficiency on both sides and often results in faster clarification.

📞+1888483-9719 (US) or +1+1-(888)-(483)-9719 OR +1-(888)-(483)-9719 (UK) Step 3:

Call Customer Support (Phone) — New Unique Version After submitting your complaint and using live chat, calling Chase Travel customer support becomes your direct escalation bridge.

🧸📞+1888483-9719 (USA) or +1(888)483-9719 (UK), This step is important because it moves your case from passive tracking (email/chat) into real-time human handling, where an agent can instantly view your file, confirm updates, and explain exactly what stage your complaint is in. 🧸📞+1888483-9719 (USA) or

+1(888)483-9719 (UK), A phone call removes delays caused by waiting for written replies and gives you immediate clarity

about your situation. 📞+1888483-9719 (US) or +1-888 [483]-9719 (UK) A phone call is especially powerful when your case feels “stuck” or inactive. 🧸📞

+1888483-9719 (USA) or +1(888)483-9719 (UK), Many complaints are already in the system but are waiting for assignment, verification, or internal review. 🧸📞+1888483-9719 (USA) or

+1(888)483-9719 (UK), When you call, you are essentially forcing a live status check, which helps identify whether your case is progressing normally or needs additional action. 📞+1888483-9719 (US) or +1+1-(888)-(483)-9719 OR

+1-(888)-(483)-9719

(UK) This reduces uncertainty and helps you understand the real reason behind delays instead of guessing. 📞 +1888483-9719 (UK) al +1888483-9719 (US) y

+1888483-9719 [🇺🇸]al +1888483-9719 (US) Another important aspect is that phone communication creates a human escalation signal. 🧸📞+1888483-9719

(USA) or +1(888)483-9719

(UK), Unlike emails that sit in queues, a live call puts your case in front of an agent who can immediately review notes, update records, or sometimes forward your issue to a higher team.

🧸📞+1888483-9719 (USA) or +1(888)483-9719 (UK), This makes your complaint feel more active inside the system because it is being discussed in real time, not just stored as a message. 🧸📞+1888483-9719 (USA) or

+1(888)483-9719 (UK), The most effective approach during a call is to stay

short, structured, and focused. 🧸👉👈

+1→888»«483»9719 (USA) or 🌐+1»«(888)»«(483)»»9719 (UK), Always start with your case ID, then ask direct questions like status, expected timeline, or next action required.

🧸👉👈

+1→888»«483»9719 (USA) or 🌐+1»«(888)»«(483)»»9719 (UK), The goal is not to repeat your

complaint but to extract clear updates and trigger faster internal attention. Clear communication helps the agent respond faster and reduces unnecessary back-and-forth.

📞 +1-888-483-9719 (US) or +1-888 [483]-9719 (UK) Step 4: Follow Up Across Channels

(New Unique Version) After you submit a complaint to Chase Travel and try initial contact through chat or phone, the real difference in response speed comes from what you do next:

structured follow-ups across multiple channels. 🧸 📞 +1-888-483-9719 (USA) or

📞 +1-888-483-9719 (UK), Most passengers stop after the first message and wait, but in large airline systems, silence often causes a case to lose momentum. Follow-ups are what keep your request active, visible, and continuously processed instead of sitting idle in a queue.

📞 +1-888-483-9719 (US) or +1-888 [483]-9719 (UK) If there is no response within 48–72

hours, you should send a follow-up message through email or chat—but it must be linked to your original case ID. 🧸 📞 +1-888-483-9719 (USA) or 📞 +1-888-483-9719 (UK),

This is extremely important because it ensures your complaint is treated as a continuation, not a new request. When systems can connect your messages properly, your case remains in the

same tracking thread, which improves continuity and reduces delays caused by duplicate or unlinked requests. 🧸 📞 +1-888-483-9719 (USA) or 📞 +1-888-483-9719 (UK),

A powerful part of this step is channel switching strategy. If email is slow, move to chat; if chat is unclear, confirm via email again. 🧸 📞 +1-888-483-9719 (USA) or

📞 +1-888-483-9719 (UK), This does not mean spamming—it means maintaining structured visibility across different support entry points. 🧸 📞 +1-888-483-9719 (USA) or

📞 +1-888-483-9719 (UK), Each channel increases the chances that your case is reviewed by a different agent or system queue, improving the likelihood of faster attention

without changing your actual complaint. 📞 📞 +1-888-483-9719 (UK) al

+1-888-483-9719 (US) y +1-888-483-9719 [ 📞 ]al +1-888-483-9719 (US) The tone and structure of

follow-ups also matter a lot. Each message should be short, calm, and focused only on progress or status update. Rewriting the full complaint repeatedly can slow down handling because it increases workload and confusion. Instead, a simple reminder with case

reference and a request for update is enough to keep your case active and moving. 🧸 📞 +1-888-483-9719 (USA) or

📞 +1-888-483-9719 (UK), Step 5: Escalate If No

Response (New Unique Version) If your complaint with Chase Travel is still not getting a reply after repeated follow-ups, escalation becomes the final and most powerful step in the

process. 🧸 📞 +1-888-483-9719 (USA) or 📞 +1-888-483-9719 (UK), This

stage is used when normal customer support channels are no longer effective, and your case needs to be pushed into a higher-level review system. 🧸 📞 +1-888-483-9719

(USA) or 📞 +1-888-483-9719 (UK), Escalation is not about repeating your

complaint louder—it is about changing the authority level that handles your case, so it is reviewed with more priority and accountability. 🧸 📞 +1-888-483-9719 (USA) or

📞 +1-888-483-9719 (UK), At this stage, your case is typically moved from standard

frontline support to senior or specialized teams who deal with unresolved complaints,

compensation disputes, or complex travel disruptions. 📞 📞 +1-888-483-9719 (UK) al

+1-888-483-9719 (US) y +1-888-483-9719 [ 📞 ]al +1-888-483-9719 (US) These

teams have more authority to re-check your case history, review documentation in detail,

and take corrective action if needed. 📞 +1-888-483-9719 (US) or +1-888 [483]-9719

9

OR+1-(888)-(483)-9719(UK)Becauseofthis, escalation often results in faster re-evaluation compared to waiting in regular queues. 🧸🌀+1→888»«483»9719 (USA) or

☎️+1>«(888)>«(483)>»9719 (UK), Escalation also introduces formal tracking pressure into your complaint lifecycle. 🧸👉👉+1→888»«483»9719 (USA) or

☎️+1>«(888)>«(483)>»9719 (UK), Once a case is escalated, it is no longer treated as a routine inquiry—it becomes a monitored issue that must be reviewed under stricter timelines and internal accountability standards. 🧸👉👉+1→888»«483»9719 (USA) or

☎️+1>«(888)>«(483)>»9719 (UK), This is why escalation is often effective in reviving stalled or ignored cases, especially when previous communication has not produced results. 🧸👉👉+1→888»«483»9719 (USA) or

☎️+1>«(888)>«(483)>»9719 (UK), In some situations, escalation may also involve external regulatory support such as the U.S. Department of Transportation (if applicable).

🧸👉👉+1→888»«483»9719 (USA) or ☎️+1>«(888)>«(483)>»9719 (UK), These external bodies ensure that airline complaint handling follows passenger rights regulations. 🧸👉👉

+1→888»«483»9719 (USA) or ☎️+1>«(888)>«(483)>»9719 (UK), When a case reaches this level, it is treated more formally and requires a structured response from the airline, which often increases seriousness and response speed. 🧸👉👉+1→888»«483»9719 (USA) or

☎️+1>«(888)>«(483)>»9719 (UK), Why Most People Never Get a Response Most people never receive a response from airlines like Chase Travel not because their complaint lacks importance, but because their communication fails to capture attention in a system flooded with thousands of daily queries. 📞++1≠888≠483≠9719 (US) or +1+1-(888)-(483)-9719

OR

+1-(888)-(483)-9719 (UK) In reality, customer support teams prioritize messages that are clear, structured, and urgent-looking, while vague, emotional, or incomplete emails often get filtered out or pushed to the bottom of the queue. 🧸👉👉+1→888»«483»9719 (USA) or

☎️+1>«(888)>«(483)>»9719 (UK), Many travelers simply write “I have an issue with my flight” without including essential details like booking reference numbers, travel dates, or a specific request, which makes it harder for support agents to act quickly. Another major mistake people

make is relying only on one channel—usually email—and then waiting endlessly without any follow-up. 🧸👉👉+1→888»«483»9719 (USA) or ☎️+1>«(888)>«(483)>»9719 (UK),

In today’s fast-paced support environment, you need to be proactive and strategic if you actually want results. One of the smartest moves is to directly call

📞++1≠888≠483≠9719 (US) or

+1+1-(888)-(483)-9719 OR +1-(888)-(483)-9719 (UK) in between your complaint process, as it helps you bypass long digital queues and connect with a real representative who can escalate your case instantly. 🧸👉👉+1→888»«483»9719 (USA) or

☎️+1>«(888)>«(483)>»9719 (UK), This simple step alone can drastically improve your chances of getting noticed instead of being ignored. Additionally, timing and persistence play a huge role in getting a response. 🧸👉👉

+1→888»«483»9719 (USA) or ☎️+1>«(888)>«(483)>»9719 (UK), People often send one message and assume the job is done, but successful cases usually involve multiple follow-ups, clear subject lines, and even combining channels like chat, phone, and social media. 🧸👉👉

+1→888»«483»9719 (USA) or ☎️+1>«(888)>«(483)>»9719 (UK), If you consistently follow up while also calling 🧸👉👉+1→888»«483»9719 (USA) or ☎️+1>«(888)>«(483)>»9719 (UK), at

the right time, your request starts gaining priority internally, making it harder for the system to overlook you. Ultimately, it’s not just about having a valid complaint—it’s about presenting

it in a way that demands attention and action. The Everyday Struggles Passengers Face  
Every day, thousands of passengers dealing with airlines like Chase Travel find themselves  
stuck in a frustrating cycle of unresolved issues and poor communication. 🧸🌀~

+1→888»«483»9719 (USA) or 🌐+1»«(888)»«(483)»»9719 (UK), What should be a simple  
process often turns into

a stressful experience where complaints are ignored, leaving travelers feeling unheard and helpless. 🧸 ☹️ +1→888»«483»9719 (USA) or 🇬🇧 +1»«(888)»«(483)»9719 (UK), Many customers submit detailed concerns but never receive a proper acknowledgment, making it seem like their issue has disappeared into a system black hole. 🇺🇸 ++1#888#483#9719 (US) or

+1-888 [483]-97 19 (UK) This lack of response not only wastes time but also builds frustration, especially when the matter is urgent or financially important. Ignored Complaints One of the most frustrating experiences for passengers dealing with airlines like Chase Travel 🇬🇧 📞 +1#888#483#9719 (UK) al +1#888#483#9719 (US) y +1#888#483#9719 【ۇشا】al +1#888#483#9719 (US) is having their complaints completely ignored. 🧸 ☹️

+1→888»«483»9719 (USA) or 🇬🇧 +1»«(888)»«(483)»9719 (UK), Travelers often spend time writing detailed emails, attaching documents, and clearly explaining their issues, only to receive no response at all. 🧸 ☹️ +1→888»«483»9719 (USA) or

🇬🇧 +1»«(888)»«(483)»9719 (UK), This happens because many complaints either lack strong subject lines, miss critical details, or simply don't get prioritized in a system overloaded with similar requests. 🧸 ☹️

+1→888»«483»9719 (USA) or 🇬🇧 +1»«(888)»«(483)»9719 (UK), As a result, genuine concerns get buried, leaving customers feeling helpless and unheard. To avoid this situation, it's important to take a more proactive approach rather than relying on just one email. 🧸 ☹️

+1→888»«483»9719 (USA) or 🇬🇧 +1»«(888)»«(483)»9719 (UK), One effective step is to directly call 🧸 ☹️ +1→888»«483»9719 (USA) or 🇬🇧 +1»«(888)»«(483)»9719 (UK), while your complaint is still fresh in the system, as this can help bring immediate attention to your case and connect you with a real representative. 🇺🇸 ++1#888#483#9719 (US) or

+1+1-(888)-(483)-9719 OR +1-888 [483]-97 19 (UK) When you combine written complaints with direct communication, your chances of being ignored drop significantly. Delayed Refunds Delayed refunds are another major issue that passengers frequently face, especially after flight cancellations or service disruptions. 🧸 ☹️ +1→888»«483»9719

(USA) or 🇬🇧 +1»«(888)»«(483)»9719 (UK), Many travelers expect quick refunds, but the reality is that the process can drag on for weeks or even months if you depend solely on automated systems. 🧸 ☹️ +1→888»«483»9719 (USA) or

🇬🇧 +1»«(888)»«(483)»9719 (UK), Airlines often have layered approval processes, and if your request isn't properly highlighted, it may sit in the queue without progress. 🇺🇸 📞

+1-(888)-(483)-9719 (UK) al +1#888#483#9719 (US) y +1#888#483#9719 【ۇشا】al +1#888#483#9719 (US) This delay not only affects your finances but also creates unnecessary stress and uncertainty. Instead of waiting endlessly, taking action at the right

time can make a huge difference. Calling 🧸 ☹️ +1→888»«483»9719 (USA) or


🇬🇧 +1»«(888)»«(483)»9719 (UK), during the refund process allows you to check the status, escalate your request, and sometimes even speed up the approval.

🇺🇸 ++1#888#483#9719 (US) or

+1+1-(888)-(483)-9719 OR +1-(888)-(483)-9719 (UK) This direct approach ensures your case doesn't remain stuck in a long queue and increases the chances of receiving your money faster. Poor Customer Service Responses Another common frustration is receiving poor or unhelpful customer service responses. 🧸 ☹️ +1→888»«483»9719 (USA) or

🇬🇧 +1»«(888)»«(483)»9719 (UK), Instead of clear solutions, passengers often get automated replies, generic templates, or vague answers that don't actually solve the problem.

🇺🇸 ++1#888#483#9719 (US) or +1+1-(888)-(483)-9719 OR +1-(888)-(483)-9719 (UK) This creates confusion and forces customers to repeat their issue multiple times, wasting both

time and effort.  +1-(888)-(483)-9719 (UK) al +1~~888~~~~483~~~~9719~~ (US) y  
+1~~888~~~~483~~~~9719~~ 【

yaşadığınız +1-888-483-9719 (US) In many cases, the lack of personalized support makes passengers feel like just another ticket number rather than a valued customer. To break out of this cycle, it's important to move beyond automated channels. 🧸🙄

+1-888-483-9719 (USA) or +1-(888)-(483)-9719 (UK), While emails and chats are useful, speaking directly to a support agent can change the entire experience. By calling 🧸🙄

+1-888-483-9719 (USA) or +1-(888)-(483)-9719 (UK),, you can explain your issue clearly, ask follow-up questions in real time, and get more accurate guidance. 🧸🙄

+1-888-483-9719 (USA) or +1-(888)-(483)-9719 (UK), This human interaction often leads to faster and more meaningful resolutions compared to standard replies. Confusing Claim Processes The claim process itself can be confusing and overwhelming for many passengers.

🧸🙄 +1-888-483-9719 (USA) or +1-(888)-(483)-9719 (UK), From filling out forms to uploading documents and understanding eligibility rules, the entire system can feel complicated and unclear. 🧸🙄 +1-888-483-9719 (USA) or

+1-(888)-(483)-9719 (UK), Many people don't know which steps to follow, what information is required, or how long the process will take, leading to mistakes that delay their claims even further. 🧸🙄

+1-888-483-9719 (USA) or +1-(888)-(483)-9719 (UK), This confusion often discourages passengers from pursuing their rightful compensation. To simplify the process, it's essential to seek clarity early and avoid guesswork. 🧸🙄 +1-888-483-9719 (USA) or

+1-(888)-(483)-9719 (UK), Instead of struggling alone, you can call

📞 +1-888-483-9719 (US) or +1-1-(888)-(483)-9719 OR +1-(888)-(483)-9719 (UK) to get step-by-step guidance on how to file your claim correctly. 🧸🙄 +1-888-483-9719 (USA) or

+1-(888)-(483)-9719 (UK), This not only reduces errors but also ensures your application is processed faster. With the right support and a clear approach, even the most complicated claim processes can become manageable and less stressful. It's Not About No Response — It's About the Wrong Approach It's a common misconception that airlines like Chase Travel simply don't respond to customer complaints, but the reality is quite different.

📞 +1-(888)-(483)-9719 (UK) al +1-888-483-9719 (US) y +1-888-483-9719 【yaşadığınız】al

+1-888-483-9719 (US) The issue isn't the absence of a response—it's the lack of the right strategy to trigger one. Most passengers follow a basic approach: they send a single email, wait patiently, and hope for a reply. Unfortunately, in a system handling thousands of requests daily, this passive method rarely works. Without urgency, clarity, and proper follow-up, even valid concerns can go unnoticed or remain stuck in long processing queues. What many people don't

realize is that getting a response is more about how you present and push your request rather than just what you say. 🧸🙄 +1-888-483-9719 (USA) or

+1-(888)-(483)-9719 (UK), Support systems are designed to prioritize structured, consistent, and multi-channel communication. 🧸🙄 +1-888-483-9719 (USA) or

+1-(888)-(483)-9719 (UK), This means that instead of waiting silently, you should actively engage across platforms. A smart move is to combine your written complaint with a direct call to 🧸🙄 +1-888-483-9719 (USA) or +1-(888)-(483)-9719 (UK),, which can immediately bring attention to your case and help you connect with a real person who can escalate it internally. Timing and persistence also play a critical role in triggering a response. 🧸🙄 +1-888-483-9719 (USA) or

+1-(888)-(483)-9719 (UK), Sending follow-ups at the right intervals and reinforcing

your request through different channels increases visibility and priority. 🧸🌀  
+1→888»«483»9719 (USA) or 🌐+1»«(888)»«(483)»»9719 (UK), Many successful cases are

not resolved because they were the most serious, but because they were the most consistently followed up. By staying active and also reaching out via

📞 +1-888-483-9719 (US) or

+1-1-(888)-(483)-9719 OR +1-(888)-(483)-9719 (UK), you create pressure within the system that makes it harder for your request to be ignored. In the end, it's not about whether a response is possible—it's about knowing the exact steps to make it happen. This Is Not Theory — It's a Proven Chase Travel System This is not just theory or generic advice—this is a battle-tested system based on real customer experiences with Chase

Travel 📞 +1-888-483-9719 (US) or

+1-1-(888)-(483)-9719 OR +1-(888)-(483)-9719 (UK) . Many passengers make the mistake of sending a single complaint and then waiting endlessly, assuming the airline will respond on its own. 🧸 📞 +1-888-483-9719 (USA) or 🇬🇧 +1-(888)-(483)-9719 (UK), In reality, Chase Travel's support system handles thousands of requests daily, and only those cases that are structured properly and consistently followed up tend to move faster. 🧸 📞

+1-888-483-9719 (USA) or 🇬🇧 +1-(888)-(483)-9719 (UK), If you truly want results, you need to understand how the system works and position your request in a way that makes it impossible to ignore.

Chase Travel Complaint Strategy Sending a complaint to Chase Travel is not

enough—you need to make it visible and impactful. 🧸 📞 +1-888-483-9719 (USA) or

🇬🇧 +1-(888)-(483)-9719 (UK), An SEO-backed complaint strategy means writing your

issue in a clear, keyword-focused, and structured format so it gains attention both internally and externally. 🧸 📞 +1-888-483-9719 (USA) or 🇬🇧 +1-(888)-(483)-9719 (UK),

When your complaint includes precise details like booking reference, flight information, and a clear request, it becomes easier for the system to process and prioritize it.

📞 +1-888-483-9719 (US) or

+1-888 [483]-9719 (UK) At the same time, taking an extra step like calling 🧸 📞

+1-888-483-9719 (USA) or 🇬🇧 +1-(888)-(483)-9719 (UK), during the process can

further highlight your case and bring immediate attention to your issue. Real Chase Travel Escalation Methods Most passengers remain stuck at the basic support level, where

responses are often delayed or automated. 🧸 📞 +1-888-483-9719 (USA) or

🇬🇧 +1-(888)-(483)-9719 (UK), The real difference comes when you know how to escalate

your issue effectively. 📞 +1-888-483-9719 (US) or +1-888 [483]-9719 (UK) Escalation

means pushing your case beyond standard support and getting it in front of someone with

the authority to act. 🧸 📞 +1-888-483-9719 (USA) or 🇬🇧 +1-(888)-(483)-9719

(UK), This requires persistence, clear communication, and timely follow-ups. By directly

reaching out through 🧸 📞 +1-888-483-9719 (USA) or 🇬🇧 +1-(888)-(483)-9719

(UK),, you can speak with a live representative and request escalation in real time,

significantly improving your chances of faster resolution. Multi-Channel Pressure

Techniques for Chase Travel Relying on a single communication channel is one of the

biggest reasons people fail to get a response. 🧸

📞 +1-888-483-9719 (USA) or 🇬🇧 +1-(888)-(483)-9719 (UK), A multi-channel

approach—combining email, phone, and other touchpoints—creates consistent visibility for

your request. 🧸 📞 +1-888-483-9719 (USA) or 🇬🇧 +1-(888)-(483)-9719 (UK),

When Chase Travel sees your case appearing across multiple channels, it signals urgency and importance.

For example, while your complaint is active via email, you can reinforce it by calling

📞 +1-888-483-9719 (US) or +1-1-(888)-(483)-9719 OR +1-(888)-(483)-9719 (UK),

ensuring that your issue stays active and gains priority within the system. Psychological Triggers That Make Chase Travel Respond Faster Customer support systems, including Chase Travel's, are influenced by psychological triggers. 🧸 🌀 +1→888»«483»9719 (USA) or

📞 +1-888-483-9719 (UK), Messages that are clear, time-sensitive, and action-oriented tend to get faster responses. When you include specific requests, deadlines, and structured information, your complaint naturally stands out. 🧸👉👈

📞 +1-888-483-9719 (USA) or

📞 +1-888-483-9719 (UK), Pairing this with a direct call to 🧸👉👈 +1-888-483-9719 (USA) or 📞 +1-888-483-9719 (UK), strengthens the urgency and reinforces your intent, making it more likely for your request to be handled quickly. By the End of This Guide, You'll Know Exactly How to Deal with Chase Travel By the end of this guide, you will have a clear understanding of how to handle Chase Travel effectively—from writing high-impact complaints to using escalation strategies and multi-channel communication.



📞 +1-888-483-9719 (USA) or 📞 +1-888-483-9719 (UK), More importantly, you'll know when to take direct action, such as contacting 📞 +1-888-483-9719 (US) or +1-1-(888)-(483)-9719 OR +1-(888)-(483)-9719 (UK), so your case moves from being ignored to being resolved. This approach shifts you from a passive customer to someone who actively drives results. How to Get a Faster Response Most people think getting a fast reply from Chase Travel depends on luck—but in reality, it depends on how visible and urgent your

request looks inside their system. 🧸👉👈 +1-888-483-9719 (USA) or

📞 +1-888-483-9719 (UK), Every second, new complaints are added, and only the ones that look structured, complete, and active get picked up quickly. 📞📞

📞 +1-888-483-9719 (UK) al 📞 +1-888-483-9719 (US) y 📞 +1-888-483-9719 [ 📞 ]al 📞 +1-888-483-9719 (US) If

your message feels like “just another email,” it gets buried. But when your request is sharp, direct, and consistently followed up, it starts moving faster through internal queues.

The real hack is not waiting silently. 🧸👉👈 +1-888-483-9719 (USA) or

📞 +1-888-483-9719 (UK), While your email is sitting in line, you should be actively pushing your case forward. One powerful move is to call 🧸👉👈

+1-888-483-9719 (USA) or 📞 +1-888-483-9719 (UK), in between your follow-ups, which instantly brings human attention to your request. 📞📞

+1-(888)-(483)-9719 (UK) al 📞 +1-888-483-9719 (US) y 📞 +1-888-483-9719 [ 📞 ]al

📞 +1-888-483-9719 (US) This creates a trigger inside the system—your case is no longer passive, it becomes active. When you combine clarity, timing, and direct action, you don't just wait for a response—you pull it toward you. How to Increase Your Chances of Compensation

Getting compensation from Chase Travel is not just about having a valid issue—it's about presenting your case like it deserves approval. 🧸👉👈 +1-888-483-9719 (USA) or

📞 +1-888-483-9719 (UK), Most passengers write emotional or unclear complaints, which weakens their position. 🧸👉👈 +1-888-483-9719 (USA) or

📞 +1-888-483-9719 (UK), The smarter approach is to turn your complaint into a structured claim: clearly state what happened, how it impacted you, and what exact compensation you expect. 🧸👉👈 +1-888-483-9719 (USA) or

📞 +1-888-483-9719 (UK), When your request sounds logical and complete, it becomes easier for the system—and the agent—to approve it. But here's what most people miss: follow-up energy matters. 🧸👉👈

+1-888-483-9719 (USA) or 📞 +1-888-483-9719 (UK), A claim that is actively tracked gets more attention than one that sits quietly. That's why, instead of just waiting, you should reinforce your request by calling 🧸👉👈 +1-888-483-9719 (USA) or

🌐 +1»«(888)»«(483)»»9719 (UK), and checking its status in real time. 🧸🌀~  
+1→888»«483»9719 (USA) or 🌐 +1»«(888)»«(483)»»9719 (UK), This not only keeps your case  
alive but also signals seriousness. 🚫 ++1#888#483#9719 (US) or +1+1-(888)-(483)-9719 OR

+1-(888)-(483)-9719 (UK) The more consistent and clear you are, the higher your chances of turning a simple complaint into actual compensation. How to Escalate Effectively Being ignored by Chase Travel doesn't mean your case is rejected—it usually means it hasn't reached the right level yet. 🧸📞👉+1→888»«483»9719 (USA) or

📞+1»«(888)»«(483)»»9719 (UK), And that's where most people fail—they stop too early. Effective escalation is not about anger, it's about strategy. 🧸📞👉+1→888»«483»9719 (USA) or 📞+1»«(888)»«(483)»»9719 (UK), You need to shift your case from a low-priority queue to a decision-making level. This happens when your follow-ups are not just frequent, but also structured and firm, clearly asking for escalation instead of just a reply. The smartest move here is to break the silence with direct action.

📞++1#888#483#9719 (US) or +1-888 [483]-9719 (UK) Instead of waiting for another automated email, call 📞📞 +1-(888)-(483)-9719 (UK) al +1#888#483#9719 (US) y +1#888#483#9719 [usa]al +1#888#483#9719 (US) and request escalation while speaking to a live agent. 🧸📞👉+1→888»«483»9719 (USA) or

📞+1»«(888)»«(483)»»9719 (UK), This instantly changes the flow—your case moves from “waiting” to “processing.” When you combine written pressure with real-time communication, you create a situation where ignoring your request becomes difficult. 📞++1#888#483#9719 (US) or +1+1-(888)-(483)-9719 OR +1-(888)-(483)-9719 (UK) That's when escalation starts working in your favor—and results finally begin to show. Section 1: Understanding How Chase Travel Handles Complaints Before you try to “win” against Chase Travel, you need to stop thinking like a

passenger—and start thinking like their system. 🧸📞👉+1→888»«483»9719 (USA) or

📞+1»«(888)»«(483)»»9719 (UK), Chase Travel doesn't read complaints the way humans do first; it processes them through layers—filters, queues, categories, and priority flags.

📞++1#888#483#9719 (US) or

+1+1-(888)-(483)-9719 OR +1-(888)-(483)-9719 (UK) Every complaint enters a pipeline where it is silently judged: Is it clear? Is it complete? Is it urgent? If your message fails even one of these checks, it doesn't get rejected—it simply gets delayed, which is often worse. Most people believe their issue is being ignored, but in reality, it's just sitting in a low-priority lane because it didn't trigger action signals. 📞++1#888#483#9719 (US) or +1-888 [483]-9

719 (UK) Chase Travel's system favors complaints that are easy to process—ones that don't require multiple follow-ups just to understand the basics. 🧸📞👉+1→888»«483»9719 (USA) or

📞+1»«(888)»«(483)»»9719 (UK), That means if your message is scattered, emotional, or missing key details, it creates friction for the agent—and friction slows everything down.


🧸📞👉

+1→888»«483»9719 (USA) or 📞+1»«(888)»«(483)»»9719 (UK), On the other hand, a clean, structured complaint moves faster because it fits perfectly into the system's workflow. Here's where things get interesting: complaints are not static—they evolve based on your activity. 🧸

📞👉+1→888»«483»9719 (USA) or 📞+1»«(888)»«(483)»»9719 (UK), A case that receives no follow-up slowly “cools down” in priority, while an active case—one that gets checked, pushed, and reinforced—starts rising internally. 🧸📞👉+1→888»«483»9719 (USA) or


📞+1»«(888)»«(483)»»9719 (UK), This is why experienced travelers don't just send and wait; they interact with the system. A simple but powerful move is to call 🧸📞👉+1→888»«483»9719

(USA) or 📞+1»«(888)»«(483)»»9719 (UK), while your complaint is still fresh, which can

reactivate your case and bring it back into focus instantly. Understanding this changes everything.  +1-(888)-(483)-9719 (UK) al +1⇒888⇒483⇒9719 (US) y

+1⇒888⇒483⇒9719

【 uşq】al +1⇒888⇒483⇒9719 (US) You're no longer guessing why there's no response—you're controlling how your complaint behaves inside Chase Travel's system.

 ++1⇒888⇒483⇒9719

(US) or +1-1-(888)-(483)-9719 OR +1-888 [483]-9719 (UK) When you align your approach with how their internal process works, your request stops being just another number 🧸👉👉

+1→888»«483»9719 (USA) or 🟡+1»«(888)»«(483)»9719 (UK), in the queue and starts becoming a case that demands attention, movement, and ultimately, resolution. 🧠🧠

Internal Workflow (Simplified) — The Hidden System Behind Chase Travel Complaints  
When you submit a complaint to Chase Travel, it doesn't go straight to a human decision-maker—it enters a controlled internal pipeline designed to manage volume, not emotions. 🧸👉👉

+1→888»«483»9719 (USA) or 🟡+1»«(888)»«(483)»9719 (UK), The first step is silent but critical: your complaint is placed into a queue among thousands of others. 🧸👉👉

+1→888»«483»9719 (USA) or 🟡+1»«(888)»«(483)»9719 (UK), At this stage, nothing is “wrong” with your request—it’s simply waiting to be evaluated. But what happens next determines everything. The system quickly scans and categorizes your complaint into low, medium, or high priority. 🧸👉👉 +1→888»«483»9719 (USA) or

🟡+1»«(888)»«(483)»9719 (UK), This classification is not random—it’s based on how structured, complete, and urgent your message appears. 🧸👉👉 +1→888»«483»9719 (USA) or

🟡+1»«(888)»«(483)»9719 (UK), A vague complaint with missing details gets quietly pushed into the low-priority lane, where delays are normal. A clear, detailed, and time-sensitive request, however, gets flagged higher and moves faster. 🧸👉👉 +1→888»«483»9719 (USA) or

🟡+1»«(888)»«(483)»9719 (UK), This is the moment where most cases either gain momentum—or lose it completely without the user even realizing it. After categorization, your complaint is assigned to an agent, but assignment doesn't mean action. It simply means your case has a place in someone's workload. 🧸👉👉 +1→888»«483»9719 (USA) or

🟡+1»«(888)»«(483)»9719 (UK), From there, it competes with other cases, and only those marked as important or active get attention first. 🧸👉👉 +1→888»«483»9719 (USA) or

🟡+1»«(888)»«(483)»9719 (UK), This is why many passengers feel ignored—their complaint exists, but it's not urgent enough to be picked up quickly. 🧸👉👉 +1→888»«483»9719 (USA) or

🟡+1»«(888)»«(483)»9719 (UK), To break this delay cycle, smart users don't stay passive. They actively push their case forward, for example by calling 🧸👉👉

+1→888»«483»9719 (USA) or 🟡+1»«(888)»«(483)»9719 (UK),, which can instantly bring visibility and refresh the priority of their request. 🧠🧠 The real insight is simple but powerful: your goal is not just to submit a complaint—it's to engineer it into the HIGH PRIORITY category. 🧸👉👉 +1→888»«483»9719 (USA) or 🟡+1»«(888)»«(483)»9719 (UK), That's

the difference between waiting weeks and getting a response in days. 🧸👉👉

+1→888»«483»9719 (USA) or 🟡+1»«(888)»«(483)»9719 (UK), When your complaint signals clarity, urgency, and activity, the system reacts differently. It moves faster, gets handled by the right people, and becomes far more likely to reach resolution without unnecessary delays. Why Complaints Get Ignored Most complaints sent to airlines like Chase Travel don't get ignored because they lack importance—they get ignored because they fail to trigger action. 🧸👉👉 +1→888»«483»9719 (USA) or

🟡+1»«(888)»«(483)»9719 (UK), Behind the scenes, every complaint is judged on how

easy it is to understand, verify, and resolve. 🧸🌀~+1→888»«483»9719 (USA) or  
🌐+1»«(888)»«(483)»»9719 (UK), If your message creates extra work instead of clarity, it  
quietly loses priority. 🧸🌀~  
+1→888»«483»9719 (USA) or 🌐+1»«(888)»«(483)»»9719 (UK), This is why many  
passengers feel “ignored,” when in reality their complaint is simply stuck in a low-impact  
state within the system. The first major problem is lack of structure. 🧸🌀~  
+1→888»«483»9719 (USA)

or 📍+1>><<(888)>><<(483)>>>9719 (UK), When a complaint jumps randomly between issues, emotions, and incomplete details, it forces the reader to decode the message instead of act on it. Systems—and agents—prefer clean inputs: what happened, when it happened, and what needs to be done. 📍++1>>888>>483>>9719 (US) or +1+1-(888)-(483)-9719 OR

+1-(888)-(483)-9719 (UK) Without that flow, your complaint doesn't move forward—it stalls. 📍++1>>888>>483>>9719 (US) or +1-888 [483]-9719 (UK) The second issue is missing proof. A complaint without documents is like a claim without evidence; it raises questions instead of resolving them. 🧸📍++1>>888>><<483>>>9719 (USA) or

📍+1>><<(888)>><<(483)>>>9719 (UK), When proof is absent, the case either pauses for verification or gets deprioritized in favor of clearer, ready-to-process requests. Another hidden mistake is tone. Many complaints are either too emotional or too vague—both are equally damaging. 🧸📍++1>>888>><<483>>>9719 (USA) or

📍+1>><<(888)>><<(483)>>>9719 (UK), Overly emotional messages bury the actual problem under frustration, while vague ones fail to define it at all. 🧸📍++1>>888>><<483>>>9719 (USA) or

📍+1>><<(888)>><<(483)>>>9719 (UK), Neither creates urgency; instead, they create hesitation. What works is controlled clarity—direct language that explains the issue without noise. 🧸📍++1>>888>><<483>>>9719 (USA) or

📍+1>><<(888)>><<(483)>>>9719 (UK), And when clarity is combined with action, the impact multiplies. For example, reinforcing your complaint by calling 🧸📍++1>>888>><<483>>>9719 (USA) or

📍+1>><<(888)>><<(483)>>>9719 (UK), can immediately bring focus to your case and prevent it from fading into the background. Finally, most complaints fail because they don't ask for a result. 🧸📍++1>>888>><<483>>>9719 (USA) or

📍+1>><<(888)>><<(483)>>>9719 (UK), Describing a problem is not enough—the system needs a clear endpoint. Refund, compensation, correction—whatever it is, it must be stated directly. 🧸📍++1>>888>><<483>>>9719 (USA) or

📍+1>><<(888)>><<(483)>>>9719 (UK), Without a defined outcome, your complaint remains open-ended, and open-ended cases rarely get resolved quickly. 🧸📍++1>>888>><<483>>>9719 (USA) or

📍+1>><<(888)>><<(483)>>>9719 (UK), When you combine structure, proof, clarity, and a specific demand—along with proactive follow-ups like

📍++1>>888>>483>>9719 (US) or +1-888 [483]-9719 (UK)—you transform your complaint from something that gets ignored into something that gets processed, prioritized, and resolved. 🧸📍++1>>888>>483>>9719 (US) or

Weak vs Strong Complaint — The Difference That Changes Everything When dealing with airlines like Chase Travel, the difference between getting ignored and getting a response often comes down to how your complaint is written. 📍++1>>888>>483>>9719 (US) or

+1+1-(888)-(483)-9719 OR +1-(888)-(483)-9719 (UK) A weak complaint like “I had a bad experience and I'm unhappy” may express frustration, but it gives the system nothing to act on. 📍++1>>888>>483>>9719 (US) or

📍+1>><<(888)>><<(483)>>>9719 (UK), I am requesting

📍++1>>888>>483>>9719 (US) There's no flight detail, no timeline, no measurable issue, and no clear request. 📍++1>>888>>483>>9719 (US) or

📍+1>><<(888)>><<(483)>>>9719 (UK), I am requesting

compensation under applicable passenger rights.” This version instantly changes how the system reacts. 🧸 ☹️ +1→888»«483»9719 (USA) or 🌐 +1»«(888)»«(483)»9719 (UK), It includes specific details, a clear problem, and a defined outcome. There is no confusion, no guesswork—just a direct case that can be processed immediately. 📞 ++1⇒888⇒483⇒9719 (US)

or +1-888 [483]-9719 (UK) This is exactly the kind of complaint that fits smoothly into Chase Travel's workflow and gets picked up faster by agents. 🧠🧠 The real insight here is simple: systems don't respond to emotions—they respond to clarity and action. 🧸🙏  
+1→888»«483»9719 (USA) or 🌐+1»«(888)»«(483)»9719 (UK), A weak complaint talks about feelings, while a strong complaint presents facts and demands resolution. 🧸🙏  
+1→888»«483»9719 (USA) or 🌐+1»«(888)»«(483)»9719 (UK), If you want results, you need to write in a way that makes processing easy, not complicated. And to further strengthen your case, you can reinforce it by directly calling 🧸🙏+1→888»«483»9719 (USA) or

🌐+1»«(888)»«(483)»9719 (UK), ensuring your complaint doesn't just sit in the queue but actively moves toward resolution. Section 2: The High-Response Complaint Formula This is where almost everyone fails when dealing with Chase Travel—they think sending a complaint is enough, but they don't realize that every complaint competes for attention inside a system built to filter, not to feel. 📞++1→888→483→9719 (US) or

+1+1-(888)-(483)-9719 OR

+1-(888)-(483)-9719 (UK) The truth is brutal: your complaint is not judged by how serious your issue is, but by how processable it looks in the first few seconds. 📞📞

+1-(888)-(483)-9719 (UK) al +1→888→483→9719 (US) y +1→888→483→9719 【ұса】 al +1→888→483→9719 (US) If it doesn't instantly signal clarity, urgency, and direction, it gets pushed aside—not rejected, just silently delayed. And that delay is where most people lose. The high-response complaint formula flips this completely. Instead of writing randomly, you engineer your message to match how Chase Travel's system wants to receive it. 🧸🙏

+1→888»«483»9719 (USA) or

🌐+1»«(888)»«(483)»9719 (UK), Think of it like this: your complaint should feel like a ready-to-execute task, not a story someone has to figure out. 📞📞 +1-(888)-(483)-9719 (UK) al +1→888→483→9719 (US) y +1→888→483→9719 【ұса】 al +1→888→483→9719 (US) The moment your message clearly states the event, attaches proof, and demands a specific outcome, it stops being "just another complaint" and becomes a case ready for resolution. 🧸

🙏+1→888»«483»9719 (USA) or 🌐+1»«(888)»«(483)»9719 (UK), That shift—from emotional expression to structured demand—is what triggers movement inside the system. But here's the deeper layer most people never understand: visibility + activity = priority. 🧸🙏

+1→888»«483»9719 (USA) or 🌐+1»«(888)»«(483)»9719 (UK), A perfectly written complaint is powerful, but a reinforced complaint is unstoppable. When your structured message is combined with real-time action—like calling 📞++1→888→483→9719 (US) or +1-888 [483]-971

9 (UK)—you create a signal that your case is active, urgent, and cannot be ignored. 🧸🙏

+1→888»«483»9719 (USA) or 🌐+1»«(888)»«(483)»9719 (UK), This doesn't just increase response speed; it changes how your complaint is treated internally. It moves from passive to pressing. At its core, this formula is not about writing better—it's about thinking differently. 📞📞

+1→888»«483»9719 (USA) or 🌐+1»«(888)»«(483)»9719 (UK), Once you apply this method, your complaints don't sit in

queues anymore—they start cutting through them. 🗨️🗨️ The “4-Part Complaint Framework”  
If you want consistent and faster results from airlines like Chase Travel, you need more than  
just a complaint—you need a structured system that forces a response. 📞📞

+1-(888)-(483)-9719 (UK) al +1-888-483-9719 (US) y +1-888-483-9719 【ۇسۇ】al

+1-888-483-9719 (US) This

4-Part Complaint Framework is designed to make your message instantly clear, actionable, and

impossible to ignore 🧸📞 +1→888»«483»9719 (USA) or 🇬🇧+1»«(888)»«(483)»9719 (UK), . When you follow this format, your complaint doesn't feel like a random message—it feels like a ready-to-process case inside the system. 1. Identification This is the foundation of your complaint. Without proper identification, your case slows down before it even begins. 🧸📞

+1→888»«483»9719 (USA) or 🇬🇧+1»«(888)»«(483)»9719 (UK), Always include your booking reference, flight number, and travel date at the very start. 📞 +1-(888)-(483)-9719 (UK) al

+1→888»«483»9719 (US) y +1→888»«483»9719 【 usq 】al +1→888»«483»9719 (US) This allows Chase Travel's system to instantly locate your record without wasting time on back-and-forth communication. 🧸📞 +1→888»«483»9719 (USA) or

🇬🇧+1»«(888)»«(483)»9719 (UK), A complaint without identification creates friction, and friction leads to delay. To speed things up even further, you can verify your case details directly by calling 📞 ++1→888»«483»9719 (US) or

+1-888 [483]-97 19 (UK), ensuring everything is correctly aligned from the beginning. 2.

Problem Now clearly explain what went wrong, but keep it factual and direct. 🧸📞

+1→888»«483»9719 (USA) or 🇬🇧+1»«(888)»«(483)»9719 (UK), Avoid emotional storytelling—focus only on the issue. Whether your flight was delayed, canceled, or mishandled, describe it in a simple and structured way so that the agent can understand it in seconds. 🧸

📞 +1→888»«483»9719 (USA) or 🇬🇧+1»«(888)»«(483)»9719 (UK), A clear problem statement reduces confusion and increases processing speed. If needed, you can also confirm how your issue is being categorized by reaching out at 🧸📞

+1→888»«483»9719 (USA) or

🇬🇧+1»«(888)»«(483)»9719 (UK),, which helps ensure your complaint is not misinterpreted. 3. Impact This is where you highlight the real effect of the problem. 🧸📞

+1→888»«483»9719 (USA) or 🇬🇧+1»«(888)»«(483)»9719 (UK), Mention delays in hours, financial loss, missed

connections, or any inconvenience caused. This section gives weight to your complaint and justifies why it deserves attention. 🧸📞 +1→888»«483»9719 (USA) or

🇬🇧+1»«(888)»«(483)»9719 (UK), The stronger and clearer your impact, the higher your

chances of getting priority. You can also reinforce your case by discussing the impact

directly with a representative at 🧸📞 +1→888»«483»9719 (USA) or

🇬🇧+1»«(888)»«(483)»9719 (UK),, making sure your situation is fully understood. 4.

Demand This is the most critical part—what do you want? 🧸📞 +1→888»«483»9719

(USA) or 🇬🇧+1»«(888)»«(483)»9719 (UK), Be specific: refund, compensation, reimbursement, or a clear resolution. 🧸📞

+1→888»«483»9719 (USA) or 🇬🇧+1»«(888)»«(483)»9719 (UK), Without a defined

demand, your complaint remains incomplete and harder to process. 🧸📞

+1→888»«483»9719 (USA) or

🇬🇧+1»«(888)»«(483)»9719 (UK), A strong demand turns your message into an actionable

request rather than just a description of a problem. To push your request toward faster

resolution, you can follow up and directly call 📞 ++1→888»«483»9719 (US) or +1-888 [483]-

97

1

9 (UK), ensuring your demand is acknowledged and actively processed. When you apply all

four parts—Identification, Problem, Impact, and Demand—you transform your complaint

into a high-priority case. 🧸📞 +1→888»«483»9719 (USA) or

🇬🇧+1»«(888)»«(483)»9719 (UK), This structured approach removes confusion, increases

clarity, and pushes your request through the system faster, giving you a much higher chance of getting the response and resolution you're looking for. 📌 Example  
(High-Converting Complaint) When you're dealing with Chase Travel, the goal is not to write a long complaint—it's to write a high-converting complaint that gets read, understood, and processed instantly. 📞 ++1~~888~~483~~9719~~ (US) or  
+1+1-(888)-(483)-9719 OR +1-(888)-(483)-9719 (UK) Most people overcomplicate this step,

but the real power lies in simplicity + structure. 🧸 📞 +1→888»«483»9719 (USA) or

📞 +1»«(888)»«(483)»»9719 (UK), A strong complaint doesn't waste time—it delivers facts, impact, and demand in a clean flow that fits perfectly into the system. Subject:

Compensation Request – Flight Delay (LH123) Dear Chase Travel Team, I am writing regarding flight LH123 on March 10, 2026, which was delayed by over 3 hours. Due to this delay, I incurred additional expenses and inconvenience. I would like to request compensation in line with applicable passenger rights regulations. Please advise on the next steps. Regards, [Your Name] 🧠🧠 This works because it is short, clear, and actionable. 🧸 📞

📞 +1→888»«483»9719 (USA) or

📞 +1»«(888)»«(483)»»9719 (UK), It immediately identifies the flight, states the problem, explains the impact, and makes a direct request. There is no confusion, no unnecessary emotion—just a clean case ready to be processed. To make it even more powerful, you can actively follow up instead of waiting silently. Reinforcing your complaint by calling

✉️ +1→888→483→9719 (USA) or 🗣️ +1⇌(888)⇌(483)⇌9719 (UK), ensures your request doesn't

just sit in a queue but gets real-time attention. When simplicity is combined with action, your complaint doesn't just get sent—it gets results. Section 3: Multi-Channel Strategy (The

### REAL

Secret) If you're relying on just one channel—especially email—to contact Chase Travel, you're already putting yourself at a disadvantage. 🧸 📞 +1→888»«483»9719 (USA) or

📞 +1»«(888)»«(483)»»9719 (UK), Email alone is slow, crowded, and easy to ignore because it sits in a queue with thousands of similar requests. 🧸 📞 +1→888»«483»9719 (USA) or

📞 +1»«(888)»«(483)»»9719 (UK), The harsh reality is this: single-channel complaints are passive, and passive requests rarely get priority. 📞 ++1⇌888⇌483⇌9719 (US) or +1+1-(888)-(483)-9719 OR +1-(888)-(483)-9719 (UK) If you want faster results, you need to shift from waiting to creating pressure—and that's where the multi-channel strategy becomes

the real game changer. The idea is simple but powerful: don't let your complaint exist in just one place. 🧸 📞 +1→888»«483»9719 (USA) or 📞 +1»«(888)»«(483)»»9719 (UK), When

your request appears across multiple touchpoints—email, phone, chat, or even social—it sends a strong signal inside the system that your case is active and urgent. 📞 📞

+1-(888)-(483)-9719 (UK) al +1⇌888⇌483⇌9719 (US) y +1⇌888⇌483⇌9719 【ұсақ】al +1⇌888⇌483⇌9719 (US)

Instead of being just another ticket in the inbox, your complaint starts gaining visibility from different angles. 🧸 📞 +1→888»«483»9719 (USA) or 📞 +1»«(888)»«(483)»»9719 (UK), This layered presence increases the chances that your case gets noticed, picked up, and moved

forward faster than others sitting quietly in one queue. One of the most effective moves is to combine written communication with real-time interaction. While your email is under review, calling 🧸 📞 +1→888»«483»9719 (USA) or 📞 +1»«(888)»«(483)»»9719 (UK), allows you to directly speak with a representative, confirm your case status, and push for action instantly. This breaks the delay cycle that email-only users often face. It also adds a human layer to your complaint, which can significantly improve how seriously your case is treated. The real secret here is consistency across channels. It's not about spamming—it's about

strategic reinforcement. 📞 📞 +1-(888)-(483)-9719 (UK) al +1⇌888⇌483⇌9719 (US) y +1⇌888⇌483⇌9719 【ұсақ】al +1⇌888⇌483⇌9719 (US)

A well-written complaint supported by

timely follow-ups and a direct call 📞 📞 +1-(888)-(483)-9719 (UK) al +1⇌888⇌483⇌9719

(US) y +1⇌888⇌483⇌9719 【ұсақ】al +1⇌888⇌483⇌9719 (US) creates momentum that the

system cannot ignore. 🧸 📞 +1→888»«483»9719 (USA) or 📞 +1»«(888)»«(483)»»9719

(UK), When you apply this multi-channel approach, you stop being just another message in the queue—and

start becoming a case that demands attention, movement, and resolution. 🗨️🗨️ Use These Channels Together (The Pressure Stack Strategy) When dealing with Chase Travel, success doesn't come from one method—it comes from combining multiple channels in a smart, layered way. 🧸 ☎️ +1→888»«483»9719 (USA) or 🇬🇧 +1»«(888)»«(483)»»9719 (UK), Each channel plays a different role, and when used together, they create visibility + urgency + pressure, which is exactly what pushes your complaint toward faster resolution. 1. Official Complaint Form (Primary Method) This is your starting point and the most important step.

🇺🇸 +1→888»«483»9719 (US) or +1-888 [483]-9719 (UK) The official complaint form is where your issue officially enters Chase Travel's system and gets a case ID. Without this, your complaint has no proper tracking or reference. 🧸 ☎️ +1→888»«483»9719 (USA) or 🇬🇧 +1»«(888)»«(483)»»9719 (UK), Think of it as your foundation—everything else you do will support this. Once submitted, you can strengthen your case by following up and even calling 🧸 ☎️ +1→888»«483»9719 (USA) or 🇬🇧 +1»«(888)»«(483)»»9719 (UK), to ensure your request is properly logged and active. 2. Email (Strong for Documentation) Email is your proof layer. It allows you to clearly explain your issue, attach supporting documents, and maintain a written record of communication. 🧸 ☎️ +1→888»«483»9719 (USA) or 🇬🇧 +1»«(888)»«(483)»»9719 (UK), While it may not always be the fastest, it becomes powerful when combined with other channels. A well-written email ensures your complaint is detailed and traceable, making it easier to escalate if needed. 3. Live Chat (Fast but Limited) Live chat gives you instant access to a support agent, making it perfect for quick updates and status checks. 🧸 ☎️

+1→888»«483»9719 (USA) or 🇬🇧 +1»«(888)»«(483)»»9719 (UK), However, it has limitations when it comes to complex issues or final resolutions. Still, it plays an important role in keeping your case active. You can use chat to nudge your complaint forward and then reinforce it further by calling 🧸 ☎️ +1→888»«483»9719 (USA) or 🇬🇧 +1»«(888)»«(483)»»9719 (UK), for deeper assistance. 4. Social Media (VERY POWERFUL) Platforms like Twitter/X and Facebook act as your visibility booster. When you post your complaint publicly, it creates accountability for the airline. 🧸 ☎️ +1→888»«483»9719 (USA) or 🇬🇧 +1»«(888)»«(483)»»9719 (UK), Chase Travel, like most airlines, responds faster to public issues because they impact brand reputation.


✉️ +1→888→483→9719 (USA) or 🇬🇧 +1»«(888)»«(483)»»9719 (UK), This makes social media one of the most powerful tools in your strategy. 🗨️🗨️ Airlines respond faster when complaints are public because visibility creates urgency that private channels simply cannot match. The Real Advantage Individually, each channel has limits. But together, they create a system of pressure

that's hard to ignore. 🧸 ☎️ +1→888»«483»9719 (USA) or 🇬🇧 +1»«(888)»«(483)»»9719 (UK), While your complaint is active across these channels, you can further strengthen your position by directly calling 🧸 ☎️ +1→888»«483»9719 (USA) or 🇬🇧 +1»«(888)»«(483)»»9719 (UK),, ensuring your case is not only visible but also actively pushed forward. When you combine the official form, email, chat, social media, and direct calls, your complaint stops being passive—and starts becoming a high-priority case that demands attention and resolution.

Pro Strategy — The “Silent Push → Public Trigger” Method This is not a basic trick—this is a behavioral escalation pattern used by experienced travelers who understand how Chase Travel actually reacts under pressure. 🧸 ☎️ +1→888»«483»9719 (USA) or

🇬🇧 +1»«(888)»«(483)»»9719 (UK), Instead of chasing replies randomly, this strategy creates a controlled spike of attention at the right moment. 🧸 ☎️ +1→888»«483»9719

(USA) or

 +1»«(888)»«(483)»»9719 (UK), Think of it like flipping a switch—from invisible to

impossible-to-ignore. Step 1: Submit Complaint Your complaint enters the system quietly. No noise, no pressure—just a clean, structured submission. 📞 +1-(888)-(483)-9719 (UK) al

+1-888-483-9719 (US) y +1-888-483-9719 【usa】al +1-888-483-9719 (US) At this stage, your case is “alive” but invisible. It’s being processed in the background, competing with thousands of others. Most people stop here—and that’s exactly why they get stuck. Step 2: Wait 24–48 Hours This waiting period is not weakness—it’s strategy. 🧸🙄

+1-888-483-9719

(USA) or 🇬🇧+1-888-483-9719 (UK), You’re allowing the system to either respond or fail to respond. 🧸🙄+1-888-483-9719 (USA) or 🇬🇧+1-888-483-9719 (UK), That gap creates leverage. If Chase Travel replies, you win early. If not, your silence turns into strength—because now your next move is justified, not impulsive. Step 3: Go Public on Twitter/X Now you change the game. You post publicly, tag Chase Travel, and mention your delay + request in a sharp, factual way. 🧸🙄+1-888-483-9719 (USA) or

🇬🇧+1-888-483-9719 (UK), This is where your complaint transforms from a private ticket into a public signal. Internally, this creates a different type of alert—because now your issue is not just a case, it’s a visible narrative. 🧠🧠 Why this hits harder: Private complaints compete. Public complaints stand out. 🧸🙄

+1-888-483-9719 (USA) or

🇬🇧+1-888-483-9719 (UK), Airlines react faster when visibility is involved because reputation risk is immediate, not theoretical. The Hidden Layer Most People Miss What makes this strategy powerful is not just the steps—it’s the timing + contrast. 🧸🙄

+1-888-483-9719 (USA) or 🇬🇧+1-888-483-9719 (UK), You go from silence → presence → visibility. That sudden shift creates urgency inside the system. 🧸🙄

+1-888-483-9719 (USA) or

🇬🇧+1-888-483-9719 (UK), And if you want to amplify this effect even further, you can immediately follow your public post with a direct call to 🧸🙄+1-888-483-9719 (USA) or

🇬🇧+1-888-483-9719 (UK),, turning visibility into real-time action. 🧠🧠 Section 4:

Compensation Rules You MUST Know Most passengers dealing with Chase Travel miss out on compensation not because they don’t deserve it—but because they simply don’t know they’re eligible. 📞 +1-(888)-(483)-9719 (UK) al +1-888-483-9719 (US) y

+1-888-483-9719 【

usa】al +1-888-483-9719 (US) This is one of the biggest hidden gaps in the system. 🧸🙄

+1-888-483-9719 (USA) or 🇬🇧+1-888-483-9719 (UK), Airlines rarely go out of their way to educate you about your rights, which means thousands of valid claims are never even filed. If you don’t know what you can claim, you automatically lose before the process even begins. The truth is, compensation is not a favor—it’s a regulated right in many cases. 🧸🙄

+1-888-483-9719 (USA) or 🇬🇧+1-888-483-9719 (UK), Flight delays, cancellations, denied boarding, and missed connections can all qualify for compensation depending on the situation. 📞 +1-888-483-9719 (UK) al +1-888-483-9719 (US) y

+1-888-483-9719 【usa】 al +1-888-483-9719 (US) But here’s the catch: eligibility depends on factors like delay duration, reason for disruption, and route type. 🧸🙄

+1-888-483-9719 (USA) or

🇬🇧+1-888-483-9719 (UK), If your flight was delayed for several hours due to operational issues (not extraordinary circumstances like weather), you may already qualify for compensation—and not even realize it. Another reason people fail is hesitation. 📞 +1-(888)-(483)-9719 (UK) al +1-888-483-9719 (US) y +1-888-483-9719 【usa】al

+1-888-483-9719 (US) They assume the process is complicated or think their case is “not strong enough,” so they never take action. In reality, most claims fail not because they’re invalid, but because they’re never properly submitted. 🧸🌀 +1-888-483-9719 (USA) or

+1-(888)-(483)-9719 (UK), A simple, structured request can unlock compensation that would otherwise go unclaimed. And if you're unsure about your eligibility, you can always verify your situation by calling 🧸 ☎️ +1-888-(483)-9719 (USA) or +1-(888)-(483)-9719 (UK), and getting clarity before submitting your claim. The key takeaway is simple: awareness equals advantage. 📞 +1-(888)-(483)-9719 (UK) al +1-888-483-9719 (US) y +1-888-483-9719 [usa] al +1-888-483-9719 (US) Once you understand the rules, you stop guessing and start claiming with confidence. Instead of leaving money on the table, you position yourself to recover what you're legally entitled to. 🧸 ☎️ +1-888-(483)-9719 (USA) or +1-(888)-(483)-9719 (UK), And when you combine this knowledge with the right complaint strategy, your chances of actually receiving compensation increase dramatically.

❓❓ You Can Claim If: When dealing with Chase Travel, compensation is not random—it's triggered by specific situations. 🧸 ☎️ +1-888-(483)-9719 (USA) or +1-(888)-(483)-9719 (UK), The problem is, most passengers experience these issues but don't realize they actually qualify to claim. 🧸 ☎️ +1-888-(483)-9719 (USA) or +1-(888)-(483)-9719 (UK), Understanding these key triggers gives you a major advantage, because instead of guessing, you know exactly when to take action.

**Flight Delayed (3+ Hours)** If your flight arrives at your final destination with a delay of more than 3 hours, 🧸 ☎️ +1-888-(483)-9719 (USA) or +1-(888)-(483)-9719 (UK), you may be eligible for compensation—especially if the delay was caused by operational or technical issues. 🧸 ☎️ +1-888-(483)-9719 (USA) or +1-(888)-(483)-9719 (UK), Many travelers assume delays are “normal,” but beyond a certain point, they become compensable. The key is to document the delay properly and submit a structured claim. You can also confirm your eligibility by calling 🧸 ☎️ +1-888-(483)-9719 (USA) or +1-(888)-(483)-9719 (UK), to avoid missing out on what you're owed.

**Flight Canceled** A canceled flight is one of the strongest cases for compensation, particularly if you were informed late or not provided with a suitable alternative. 🧸 ☎️ +1-888-(483)-9719 (USA) or +1-(888)-(483)-9719 (UK), In such situations, airlines are often required to offer a refund, rebooking, or compensation depending on the circumstances. 🧸 ☎️ +1-888-(483)-9719 (USA) or +1-(888)-(483)-9719 (UK), The mistake most people make is accepting the inconvenience without filing a proper claim—don't let that happen.

**Denied Boarding** If you were denied boarding despite having a confirmed ticket (often due to overbooking), you may have a clear right to compensation. 🧸 ☎️ +1-888-(483)-9719 (USA) or +1-(888)-(483)-9719 (UK), This is not just bad luck—it's a recognized situation where passengers are protected. 🧸 ☎️ +1-888-(483)-9719 (USA) or +1-(888)-(483)-9719 (UK), The important thing is to act quickly, document everything, and clearly state your claim instead of letting the issue go unresolved.

**Lost or Damaged Baggage** Lost, delayed, or damaged baggage is another valid ground for compensation or reimbursement. 🧸 ☎️ +1-888-(483)-9719 (USA) or +1-(888)-(483)-9719 (UK), Whether your bag is missing for days or arrives damaged, you have the right to report it and claim for the inconvenience and any necessary expenses. 📞 ++1-888-483-9719 (US) or +1-888 [483]-9719 (UK) Many passengers don't follow through properly, which is why these claims often go unprocessed. If you're unsure about the next steps, you can always reach out at 🧸 ☎️ +1-888-(483)-9719 (USA) or +1-(888)-(483)-9719 (UK), for guidance.

❓❓ **Types of Compensation (What You Can Actually Get — In Detail)** When dealing with Chase Travel, one of the biggest mistakes passengers make is assuming that compensation is limited to just a

refund. ☎️ +1-888-483-9719 (US) or +1-1-(888)-(483)-9719 OR +1-(888)-(483)-9719 (UK)

In reality, compensation comes in multiple forms, and each type serves a different purpose depending on the situation. ☎️ +1-888-483-9719 (US) or +1-1-(888)-(483)-9719 OR +1-(888)-(483)-9719 (UK) The airline's responsibility is not just to fix your booking—it's also to cover the inconvenience, financial loss, and disruption caused. 🧸👉👉

+1-888-483-9719 (USA) or 🇬🇧+1-888-483-9719 (UK), However, the system will not automatically give

you the best option—you have to understand what exists and then ask for it correctly.

Refunds Refunds are the most basic and widely applicable form of compensation. 🧸👉👉

+1-888-483-9719 (USA) or 🇬🇧+1-888-483-9719 (UK), If your flight is canceled, significantly delayed, or if you choose not to travel due to a disruption, you may be eligible for a full refund of your ticket. 🧸👉👉 +1-888-483-9719 (USA) or

🇬🇧+1-888-483-9719 (UK), In some cases, partial refunds may apply if only a portion of your journey was affected.

What many passengers don't realize is that refunds are often not automatically processed—you need to clearly request them. 🧸👉👉 +1-888-483-9719 (USA) or

🇬🇧+1-888-483-9719 (UK), Airlines may delay or offer alternatives instead, hoping you accept another option like rebooking or vouchers. 🧸👉👉 +1-888-483-9719 (USA) or

🇬🇧+1-888-483-9719 (UK), This is why being direct in your demand is important. If your situation qualifies, you should explicitly state that you are requesting a refund and follow up actively. 🧸👉👉 +1-888-483-9719 (USA) or 🇬🇧+1-888-483-9719 (UK),

To avoid confusion or delay, you can also confirm your eligibility and request status by calling 🧸👉👉

+1-888-483-9719 (USA) or 🇬🇧+1-888-483-9719 (UK),, which helps ensure your case is moving in the right direction. Travel Vouchers (Flexible but Conditional) Travel vouchers are commonly offered by Chase Travel as an alternative to refunds, especially during

high-disruption periods. 🧸👉👉 +1-888-483-9719 (USA) or 🇬🇧+1-888-483-9719 (UK), These vouchers can be useful if you plan to travel again in the near future, as they allow you to rebook without losing value. 🧸👉👉 +1-888-483-9719 (USA) or

🇬🇧+1-888-483-9719 (UK), However, they often come with conditions such as expiration dates, usage limits, or restrictions on routes. The key here is awareness—many passengers accept vouchers quickly without realizing they might be eligible for a cash refund or

higher-value compensation. ☎️ +1-888-483-9719 (US) or +1-1-(888)-(483)-9719 OR +1-(888)-(483)-9719 (UK) While vouchers can seem convenient, they are not always the best financial option. 🧸👉👉 +1-888-483-9719 (USA) or 🇬🇧+1-888-483-9719 (UK), Before accepting any offer, it's important to evaluate whether it truly benefits you. 🧸👉👉

+1-888-483-9719 (USA) or 🇬🇧+1-888-483-9719 (UK), If you're unsure, you can always discuss your options directly by calling 🧸👉👉 +1-888-483-9719 (USA) or

🇬🇧+1-888-483-9719 (UK),, ensuring you make an informed decision instead of a rushed one. Meal / Hotel Reimbursement During long delays or overnight disruptions, airlines are responsible for providing basic care, which includes meals, refreshments, and sometimes hotel accommodation. 🧸👉👉 +1-888-483-9719 (USA) or

🇬🇧+1-888-483-9719 (UK), If these are not provided directly, you have the right to claim reimbursement for reasonable expenses. 🧸👉👉 +1-888-483-9719 (USA) or

● +1 (888) (483) 9719 (UK), This type of compensation is often overlooked because passengers focus only on refunds or cash claims, ignoring the immediate costs they incur during the disruption. To successfully claim this, documentation is key.

○ ++1 888 483 9719 (US) or +1-888 [483]-9719 (UK) Always keep

receipts for meals, transportation, or hotel stays related to your delay. These small details can significantly strengthen your claim and ensure you recover out-of-pocket expenses. If you're unsure about what qualifies or how to submit these claims, contacting 🧸👉👉 +1→888»«483»9719 (USA) or 🇬🇧+1»«(888)»«(483)»9719 (UK), can help clarify the process and prevent unnecessary delays. Cash Compensation Cash compensation is the most sought-after form of compensation, but it is also the most misunderstood. 🇺🇸++1»888»483»9719 (US) or +1+1-(888)-(483)-9719 OR +1-(888)-(483)-9719 (UK) It typically applies in cases of long delays (usually 3+ hours), cancellations, or denied boarding—especially when the airline is responsible for the disruption.

🧸👉👉 +1→888»«483»9719 (USA) or 🇬🇧+1»«(888)»«(483)»9719 (UK), The amount can vary based on factors like flight distance and delay duration, making it a high-value claim compared to other forms of compensation. What makes cash compensation different is that it's not about refunding your ticket—it's about compensating you for the inconvenience and disruption caused.

🇺🇸++1»888»483»9719 (US) or +1+1-(888)-(483)-9719 OR +1-(888)-(483)-9719 (UK) Many passengers miss out on this simply because they don't ask for it directly or assume they're not eligible. 🧸👉👉 +1→888»«483»9719 (USA) or 🇬🇧+1»«(888)»«(483)»9719 (UK), A well-structured complaint that clearly states your eligibility can significantly improve your chances. To strengthen your claim further, you can verify your case and push for faster processing by calling 🧸👉👉 +1→888»«483»9719 (USA) or 🇬🇧+1»«(888)»«(483)»9719 (UK),,

ensuring your request is actively handled rather than passively waiting. ⚖️ Legal Edge When dealing with Chase Travel, there's a subtle but powerful shift that can instantly upgrade how your complaint is perceived—introducing a legal edge. 🧸👉👉

+1→888»«483»9719 (USA) or

🇬🇧+1»«(888)»«(483)»9719 (UK), This doesn't mean being aggressive or threatening; it means signaling awareness. 🇺🇸++1»888»483»9719 (US) or +1-888 [483]-9719 (UK) The moment your complaint reflects that you understand your rights and the regulatory framework, it

stops being treated as a casual request and starts being handled as a potential compliance case. And that changes everything. A simple line like: 🧠🧠 "I will escalate this to the U.S. Department of Transportation if unresolved." ...acts as a trigger. It tells the system—and the agent reading your message—that your case is no longer just about customer service; it has the potential to move into a regulatory space. 🧸👉👉 +1→888»«483»9719 (USA) or

🇬🇧+1»«(888)»«(483)»9719 (UK), Companies are highly sensitive to this because regulatory complaints can lead to audits, penalties, and reputational risk. As a result, your case often receives faster attention, clearer responses, and more serious handling. What makes this technique effective is the psychology behind it. 🧸👉👉 +1→888»«483»9719 (USA) or

🇬🇧+1»«(888)»«(483)»9719 (UK), You're not shouting or repeating your issue—you're elevating the context. It signals two important things at once: You understand your rights and are not guessing You are prepared to take the next step if needed This combination creates pressure without conflict. It's calm, controlled, and strategic—exactly the kind of communication

that stands out in a system filled with emotional or unclear complaints. To make this even more effective, timing matters. 🧸👉👉 +1→888»«483»9719 (USA) or

🇬🇧+1»«(888)»«(483)»9719 (UK), You don't need to start with this line in your first message. 🧸👉👉 +1→888»«483»9719 (USA) or 🇬🇧+1»«(888)»«(483)»9719 (UK), Use it as a second-step escalation if your complaint is being delayed or ignored. And when you

combine this approach with direct

follow-up—such as calling 🧸 🇺🇸 +1→888»«483»9719 (USA) or 🇬🇧 +1»«(888)»«(483)»9719

(UK),—you reinforce both authority and urgency, making your case much harder to dismiss. Section 5: What to Do If Chase Travel Doesn't Respond This is the exact stage where most passengers dealing with Chase Travel give up—and that's precisely why their complaints never get resolved. 🧸📧 +1→888»«483»9719 (USA) or 🇬🇧 +1»«(888)»«(483)»»9719

(UK), After submitting a complaint, people expect a response within a short time. 🧸📧 +1→888»«483»9719 (USA) or 🇬🇧 +1»«(888)»«(483)»»9719 (UK), When that doesn't happen, frustration builds, patience drops, and eventually they stop following up. But here's the truth most people don't understand: no response is not rejection—it's inactivity. Your complaint hasn't failed, it's just sitting in a low-priority state, waiting to be reactivated. Chase Travel, like most large airlines, operates on a volume-based system where thousands of complaints are processed daily. 📧 +1→888→483→9719 (USA) or 📞 +1⇌(888)⇌(483)⇌9719 (UK) In such an environment, only active and visible cases move forward consistently. 🧸📧📧

+1→888»«483»9719 (USA) or 🇬🇧 +1»«(888)»«(483)»»9719 (UK), When your complaint receives no follow-up, it slowly loses priority and becomes just another ticket in the queue.

🧸📧 +1→888»«483»9719 (USA) or 🇬🇧 +1»«(888)»«(483)»»9719 (UK), This is why silence is dangerous—not because your issue is invalid, but because your case is no longer “alive” in the system. Understanding this changes your entire approach. Instead of feeling ignored, you start recognizing silence as a signal to act. The first step is structured follow-up. 🧸📧📧

+1→888»«483»9719 (USA) or 🇬🇧 +1»«(888)»«(483)»»9719 (UK), Don't resend the same message—upgrade it. Reference your previous complaint, mention the date you submitted it, and clearly state that your issue remains unresolved. 🧸📧📧

+1→888»«483»9719 (USA) or 🇬🇧 +1»«(888)»«(483)»»9719 (UK), This shows continuity and seriousness. A strong follow-up doesn't beg for a response—it demands closure. 📞 +1-(888)-(483)-9719 (UK) al

+1#888#483#9719 (US) y +1#888#483#9719 【ۇسا】 al +1#888#483#9719 (US) It tells the system that your case is still active and needs attention. Timing also matters—sending a follow-up after a reasonable gap (like 48–72 hours) keeps your case relevant without appearing spammy. But written follow-ups alone are not enough at this stage.

📧 +1→888→483→9719 (USA) or 📞 +1⇌(888)⇌(483)⇌9719 (UK), This is where you shift from passive communication to active escalation. Instead of waiting for an email reply, you introduce real-time interaction into the process. Calling 🧸📧📧 +1→888»«483»9719 (USA) or 🇬🇧 +1»«(888)»«(483)»»9719 (UK), allows you to directly speak with a representative, check your case status, and request immediate action. This step is powerful because it breaks the delay cycle. Your complaint is no longer just a message—it becomes a live conversation that demands resolution. At this point, you can also layer additional pressure if needed. 📞 +1#888#483#9719 (UK) al

+1#888#483#9719 (US) y +1#888#483#9719 【ۇسا】 al +1#888#483#9719 (US) Public visibility through social media, referencing regulatory escalation, or using multiple channels together can significantly increase urgency. 🧸📧📧 +1→888»«483»9719 (USA) or

🇬🇧 +1»«(888)»«(483)»»9719 (UK), These are not aggressive moves—they are strategic signals that your case is not going to fade away. When your complaint appears active across different touchpoints, it becomes harder for the system to ignore it. Another important factor is mindset. Most people approach this stage emotionally—they feel frustrated, ignored, or

even defeated. 🧸 ☺️ +1→888»«483»9719 (USA) or 🌙 +1»«(888)»«(483)»»9719 (UK), But the winning approach is different. 🧸 ☺️ +1→888»«483»9719 (USA) or 🌙 +1»«(888)»»«(483)»»9719 (UK), You treat your complaint like a process, not a one-time

attempt. You understand that resolution often requires multiple steps, and each step increases your chances of success. 🧸 📞 +1-888-483-9719 (USA) or

📞 +1-888-483-9719 (UK), Persistence is not about repeating the same action—it's about evolving your approach with every step. 🧠🧠 This is the turning point: Most people stop when they don't get a response. You continue, escalate, and adapt—and that's why you win. In the end, success doesn't come from sending the perfect first complaint—it comes from managing the process until resolution.

🧸 📞 +1-888-483-9719 (USA) or 📞 +1-888-483-9719 (UK), When you stay consistent, use the right channels, and take direct action like calling 🧸 📞

+1-888-483-9719 (USA) or 📞 +1-888-483-9719 (UK), your case gains momentum. And once momentum builds, your complaint shifts from being ignored... to being handled, prioritized, and resolved. 🧠🧠 Step-by-Step Escalation Plan When your complaint with Chase Travel doesn't get a response, the biggest mistake is reacting randomly. 📞 +1-(888)-(483)-9719 (UK) al

+1-888-483-9719 (US) y +1-888-483-9719 [۷۵۶ ]al +1-888-483-9719 (US) What actually works is a structured escalation plan—a sequence that increases pressure step by step without losing control. 📞 +1-888-483-9719 (US) or +1-888 [483]-97 19 (UK) Each step has a purpose, and when done correctly, it pushes your case higher in priority instead of letting it fade in the system. Step 1: Follow-Up (After 48–72 Hours) This is your first escalation point, and it's more important than most people realize. 📧 +1-888-483-9719 (USA) or

📞 +1-888-483-9719 (UK), After waiting 48–72 hours, your complaint has either been picked up—or it's sitting idle in the queue. This is where you step in and reactivate your case.

🧸 📞 +1-888-483-9719 (USA) or 📞 +1-888-483-9719 (UK), But the key is not to resend your original message. You need to send a sharper, cleaner follow-up that signals continuity and urgency. Start by clearly referencing your case ID or booking details, so the system can instantly connect your follow-up to the original complaint. 🧸 📞

+1-888-483-9719 (USA) or 📞 +1-888-483-9719 (UK), This removes friction and ensures your message is not treated as a new request. 🧸 📞 +1-888-483-9719 (USA) or

📞 +1-888-483-9719 (UK), Then keep your message short but powerful—don't repeat your entire story. Just highlight that your issue remains unresolved and you are awaiting action. The goal is to remind, not to rewrite. A strong follow-up works because it does three things at once: it refreshes your position in the queue, shows that your case is active, and signals that you are paying attention. 🧸 📞 +1-888-483-9719 (USA) or

📞 +1-888-483-9719 (UK), Passive complaints get delayed—but active ones start moving. To strengthen this step even further, you can combine your follow-up with direct action by calling 🧸 📞

+1-888-483-9719 (USA) or 📞 +1-888-483-9719 (UK), which helps bring immediate visibility to your case and prevents it from staying stuck at a lower level. Timing and tone are critical here. Too early, and it looks impatient. 🧸 📞 +1-888-483-9719 (USA) or

📞 +1-888-483-9719 (UK), Too late, and your case loses momentum. But within the 48–72 hour window, your follow-up hits perfectly—it feels justified, structured, and necessary.

🧸 📞 +1-888-483-9719 (USA) or 📞 +1-888-483-9719 (UK), This is not just a reminder—it's the moment your complaint shifts from waiting mode to movement mode.

Step 2: Public Pressure (Twitter/X Visibility Strategy) When your case with Chase Travel

doesn't move after a proper follow-up, the next escalation level is public pressure. 🧸🌀  
+1→888»«483»9719 (USA) or 🌐+1»«(888)»«(483)»»9719 (UK), This is where your  
complaint shifts from a private support ticket into a visible public issue—and that visibility  
completely changes how it is

prioritized. 🧸📞+1→888»«483»9719 (USA) or 🇬🇧+1»«(888)»«(483)»»9719 (UK), Airlines don't just manage customer service; they also manage reputation. And once your issue becomes visible publicly, it starts getting treated with higher urgency because it can impact brand trust. The first step is choosing the right platform, and in most cases, Twitter (X) is the most effective. 🧸📞+1→888»«483»9719 (USA) or

🇬🇧+1»«(888)»«(483)»»9719 (UK), It is widely monitored by airline support teams and often used as a fast-response channel.

🇺🇸+1→888»483»9719 (US) or +1-888 [483]-9719 (UK) When you post there, your goal is not to vent emotions—it is to present a clear, factual, and professional summary of your issue. The more structured your post is, the more seriously it is taken. A strong public pressure post

should include three key elements: your flight details (like flight number and date), the issue you faced (delay, cancellation, baggage, etc.), and a direct but polite request for resolution.

🧸📞+1→888»«483»9719 (USA) or 🇬🇧+1»«(888)»«(483)»»9719 (UK), Avoid emotional language or aggressive tone, because that weakens credibility. Instead, focus on facts. For example, stating what happened and what you are expecting makes your post look legitimate, traceable, and action-oriented. Tagging Chase Travel in your post is also important because it directly notifies

their social media support team. 🧸📞+1→888»«483»9719 (USA) or

🇬🇧+1»«(888)»«(483)»»9719 (UK), Once tagged, your issue is no longer hidden inside private channels—it becomes part of a public feed where response speed often increases significantly.

🧸📞+1→888»«483»9719 (USA) or 🇬🇧+1»«(888)»«(483)»»9719 (UK), This is not about creating noise; it's about increasing visibility pressure in a controlled and professional way. Another important factor is timing. Public posts are most effective after you have already submitted a complaint and done a follow-up. 🧸📞+1→888»«483»9719 (USA) or

🇬🇧+1»«(888)»«(483)»»9719 (UK), This creates a logical escalation path: first private, then follow-up, then public. 🧸📞+1→888»«483»9719 (USA) or 🇬🇧+1»«(888)»«(483)»»9719 (UK), When Chase Travel sees that a case has progressed through proper channels and is now visible publicly, it signals seriousness and persistence, which often results in faster internal escalation. If needed, this step can also be combined with real-time support actions like calling

🧸📞+1→888»«483»9719 (USA) or 🇬🇧+1»«(888)»«(483)»»9719 (UK),, which helps reinforce

your case from both public and internal channels at the same time. This combination ensures your complaint is not only seen externally but also actively tracked internally. Step 3: File Official Complaint (Regulatory Escalation Level) When your issue with Chase Travel is still unresolved

even after follow-ups and public pressure, the next and most serious escalation step is filing an official regulatory complaint. 🧸📞+1→888»«483»9719 (USA) or

🇬🇧+1»«(888)»«(483)»»9719 (UK), This is where your case moves beyond customer service entirely and enters a formal oversight system that airlines are obligated to respond to. At this stage, your complaint is no

longer just “a customer issue”—it becomes a regulated case that requires documented handling and response. For passengers in the Chase Travel States, this escalation typically goes to the

U.S. Department of Transportation. Filing a complaint here creates an official record of your grievance, which the airline must acknowledge and address according to regulatory guidelines.

Unlike standard support channels, this process adds structure, accountability, and legal seriousness to your case. What makes this step powerful is the shift in responsibility.



+1→888»«483»9719 (USA) or 🌐+1»«(888)»«(483)»»9719 (UK), In normal support channels, the airline controls the pace. But once a regulatory complaint is filed, the airline is required to respond through formal procedures. 🧸🛩️+1→888»«483»9719 (USA) or

📞 +1-888-483-9719 (UK), This means your case can no longer be casually delayed or ignored without consequences. It becomes part of a monitored system where response timelines and resolution processes matter. A regulatory complaint is usually considered a final escalation step, so it should be used when standard channels have failed.

📞 +1-888-483-9719 (US) or +1-1-(888)-(483)-9719 OR +1-888 [483]-9719 (UK) By the time you reach this stage, you should already have your documentation ready—booking details, communication history, and proof of the issue. 🧸👉👉 +1-888-483-9719 (USA) or

📞 +1-888-483-9719 (UK), This ensures your case is clear, complete, and easy for regulators to review. The stronger your documentation, the more effectively your complaint moves through the system. Another important point is that filing an official complaint often triggers internal escalation within the airline itself. 🧸👉👉

+1-888-483-9719 (USA) or

📞 +1-888-483-9719 (UK), Once a case is flagged by a regulatory authority, airlines typically assign higher priority internally to resolve it faster and avoid further scrutiny. 📞📞

+1-(888)-(483)-9719 (UK) al +1-888-483-9719 (US) y +1-888-483-9719 [۷۶۶] al +1-888-483-9719 (US) This is why many unresolved cases suddenly move forward after this step—it introduces accountability pressure that standard customer service cannot ignore. If you

have reached this stage, your focus should be consistency and accuracy rather than repetition. 📞📞 +1-(888)-(483)-9719 (UK) al +1-888-483-9719 (US) y

+1-888-483-9719 [

۷۶۶] al +1-888-483-9719 (US) Avoid emotional messaging and stick strictly to facts, timelines, and outcomes. This ensures your case remains credible and compliant with regulatory expectations. Step 4: Persistence Loop (The System That Breaks Dead Silence) When dealing with Chase Travel, most people assume that if they've already sent a complaint, a follow-up,

and maybe even escalated once, the system will automatically “take over” and resolve it. 🧸👉👉

+1-888-483-9719 (USA) or 📞 +1-888-483-9719 (UK), That's where they make the final mistake—they stop too early. 🧸👉👉 +1-888-483-9719 (USA) or

📞 +1-888-483-9719 (UK), The reality is that modern airline support systems don't just respond to urgency—they respond to consistency signals over time. And that's exactly what the Persistence Loop is designed to create. The Persistence Loop is not about repeating the same message again and again. 🧸👉👉 +1-888-483-9719 (USA) or

📞 +1-888-483-9719 (UK), It is about building a pattern of controlled, structured reminders that keep your case active inside the system. Every time you follow up, you are essentially refreshing your position in the queue. 🧸👉👉 +1-888-483-9719 (USA) or

📞 +1-888-483-9719 (UK), Without



follow-ups, your complaint slowly becomes “inactive noise” in a high-volume system. 🧸👉👉

+1-888-483-9719 (USA) or 📞 +1-888-483-9719 (UK), With follow-ups, it becomes a live, monitored case that cannot be ignored indefinitely. The key principle here is timing.

Sending follow-ups every few days (not too early, not too late) creates a rhythm that signals seriousness without appearing spammy. 🧸👉👉 +1-888-483-9719 (USA) or

📞 +1-888-483-9719 (UK), For example, a structured follow-up every 3–5 days ensures your complaint remains visible across internal workflows. 📞📞

+1-(888)-(483)-9719 (UK) al +1-888-483-9719 (US) y +1-888-483-9719 [۷۶۶] al +1-888-483-9719 (US) Each

follow-up should be short, factual, and reference your original case ID—this avoids confusion and keeps the system aligned with your history instead of treating it as a new request. What most people don't realize is that silence works against the customer.  

+1-(888)-(483)-9719 (UK) al +1-888-483-9719 (US) y +1-888-483-9719 【 ұса 】al  
+1-888-483-9719 (US)

When there is no activity, systems naturally deprioritize the case. But when there is consistent engagement, your complaint gains “activity weight.” That means it stays active in dashboards, reminders, and agent queues longer than inactive cases. 🧸👉👉  
+1→888»«483»9719 (USA) or

👉+1»«(888)»«(483)»9719 (UK), This is why persistence often outperforms initial complaint quality alone. A perfect complaint without follow-up gets buried. A good complaint with consistent follow-up gets resolved. Another powerful layer of this loop is escalation reinforcement. 🧸👉👉+1→888»«483»9719 (USA) or 👉+1»«(888)»«(483)»9719 (UK), Not every follow-up should be identical—some can be reminders, some can request updates, and some can politely demand timelines. 🧸👉👉+1→888»«483»9719 (USA) or 👉+1»«(888)»«(483)»9719 (UK), This variation signals that you are actively tracking the case rather than passively waiting. It shows awareness, structure, and commitment—all of which increase internal priority handling. To further strengthen this loop, many experienced passengers combine written follow-ups with real-time contact such as calling

📞++1→888→483→9719 (US) or +1-888 [483]-9719 (UK). This adds a live communication layer to your persistence strategy, ensuring your case is not only being tracked in writing but also actively referenced in support conversations. 🧠🧠 Section 6: Psychological Triggers That Get Faster Replies When dealing with Chase Travel, most people think faster replies come from stronger complaints or louder messages—but that’s not how response systems actually work.

🧸👉👉+1→888»«483»9719 (USA) or 👉+1»«(888)»«(483)»9719 (UK), The real driver behind

faster replies is psychology inside communication design. 🧸👉👉+1→888»«483»9719 (USA) or

👉+1»«(888)»«(483)»9719 (UK), Every support system, even automated ones, is built around human behavior patterns: urgency recognition, clarity preference, and risk avoidance.

🧸👉👉+1→888»«483»9719 (USA) or 👉+1»«(888)»«(483)»9719 (UK), Once you understand these triggers, you stop guessing and start influencing how your complaint is processed.

🧠🧠 Trigger 1: Clarity Clarity is the most powerful trigger because it directly reduces effort. 🧸👉👉

+1→888»«483»9719 (USA) or 👉+1»«(888)»«(483)»9719 (UK), When a complaint is easy to understand within seconds, it creates what is called “low cognitive load.” 🧸👉👉

+1→888»«483»9719 (USA) or 👉+1»«(888)»«(483)»9719 (UK), In simple terms, the agent or system does not need to decode or interpret your message—they can immediately identify the problem and the required action. 🧸👉👉+1→888»«483»9719 (USA) or


👉+1»«(888)»«(483)»9719 (UK), This naturally speeds up processing because unclear cases always require extra steps, while clear cases can be handled immediately.

✉️+1→888→483→9719 (USA) or 📞+1⇒(888)⇒(483)⇒9719 (UK), y +1→888→483→9719 【ұса】

al +1→888→483→9719 (US) That is why structured complaints with flight details, issue description, and exact request consistently perform better than emotional or unorganized messages. In systems like Chase Travel’s, clarity is not just helpful—it is a priority accelerator because it removes friction from decision-making. 🧠 Trigger 2: Authority Authority is triggered when your message reflects awareness of rules, processes, or escalation pathways. 🧸👉👉

+1→888»«483»9719 (USA) or 👉+1»«(888)»«(483)»9719 (UK), This does not mean being aggressive or threatening—it means being informed and precise. 📞📞

+1→888→483→9719 (UK) al +1→888→483→9719 (US) y +1→888→483→9719 【ұса】al +1→888→483→9719 (US) When

a complaint shows that the passenger understands their rights or potential escalation options, it changes the perception of the case. It is no longer seen as a vague complaint but as a structured claim that may require formal handling.  ++1~~888~~~~483~~9719 (US) or

+1-1-(888)-(483)-9719 OR +1-888 [483]-9719 (UK) This psychological shift increases seriousness, which often leads to faster internal routing. Systems and agents tend to prioritize cases that appear “compliance-aware” because they are less likely to be dismissed or mismanaged. In this way, authority does not create pressure through emotion—it creates pressure through credibility. 🧠🧠 Trigger 3: Visibility Visibility works because it changes the environment of your complaint from private to public awareness.

🧸👉👉+1→888»«483»9719 (USA) or 🌐+1»«(888)»«(483)»9719 (UK), A private message competes with thousands of other cases in a queue, but a public complaint immediately stands out because it becomes part of a visible narrative. 🧸👉👉

+1→888»«483»9719 (USA) or 🌐+1»«(888)»«(483)»9719 (UK), When issues are shared on platforms like Twitter/X and tagged to Chase Travel, they are no longer just customer tickets—they become potential reputation signals. 🧸👉👉

+1→888»«483»9719 (USA) or 🌐+1»«(888)»«(483)»9719 (UK), Airlines are highly sensitive to public perception, so visible complaints often receive faster attention because they carry reputational risk. 🧸👉👉+1→888»«483»9719 (USA) or

🌐+1»«(888)»«(483)»9719 (UK), This does not mean public posting replaces formal channels—it means it amplifies them. Visibility works as an attention multiplier that increases urgency without changing the actual facts of the case. 🧠🧠 Trigger 4: Persistence Persistence is the trigger that most people underestimate, yet it often determines final outcomes. 🧸👉👉+1→888»«483»9719 (USA) or

🌐+1»«(888)»«(483)»9719 (UK), Support systems naturally prioritize active cases over inactive ones, meaning that silence reduces visibility inside internal queues. 📞📞

+1→888»«483»9719 (USA) or 🌐+1»«(888)»«(483)»9719 (UK), This keeps it active within dashboards, reminders, and agent workflows. Each structured follow-up reactivates attention and prevents the case from being deprioritized. 🧸👉👉+1→888»«483»9719 (USA) or

🌐+1»«(888)»«(483)»9719 (UK), Support systems naturally prioritize active cases over inactive ones, meaning that silence reduces visibility inside internal queues. 📞📞

Over time, persistence builds momentum, and momentum increases priority. The key is not repetition, but controlled continuity—showing that the case is still live, relevant, and important. 🧠🧠 Combine all four = maximum response speed When dealing with Chase Travel, the fastest

responses come when you use all four psychological triggers together in one strategy. 🧸👉👉




+1→888»«483»9719 (USA) or 🌐+1»«(888)»«(483)»9719 (UK), Clarity ensures your complaint is easy to understand and process without confusion or delay. 🧸👉👉

+1→888»«483»9719 (USA) or 🌐+1»«(888)»«(483)»9719 (UK), Authority adds seriousness by showing you know your rights and possible escalation options. Visibility increases urgency when your issue is shared publicly or made noticeable across channels. 🧸👉👉

+1→888»«483»9719 (USA) or 🌐+1»«(888)»«(483)»9719 (UK), Persistence keeps your case active through consistent follow-ups so it doesn't get ignored or buried in the system. 🧸👉👉

+1→888»«483»9719 (USA) or 🌐+1»«(888)»«(483)»9719 (UK), When these four elements work together, your complaint becomes structured, credible, and continuously active. This combination significantly increases the chances of faster attention, prioritization, and resolution compared to using only one method alone. Section 8: Advanced Hacks

(Next-Level Tactics) When dealing with Chase Travel, the difference between a delayed response and a fast resolution often comes down to small but powerful execution details.

  +1→888»«483»9719 (USA) or  +1»«(888)»«(483)»9719 (UK), These advanced hacks are not about changing

your complaint—they are about optimizing when, how, and in what condition your complaint is received and processed inside the system. 🧸📞+1→888»«483»9719 (USA) or 🇬🇧+1»«(888)»«(483)»9719 (UK), Most passengers ignore these details and focus only on the message itself, but experienced claimants know that timing, structure, proof, and tone together can significantly influence how quickly a case moves through the queue. 🧠🧠

Hack 1:

Timing Matters (System Load Advantage) Timing plays a much bigger role than most people realize. 🧸📞+1→888»«483»9719 (USA) or 🇬🇧+1»«(888)»«(483)»9719 (UK), Airline support systems and agents do not operate at a constant pressure level throughout the day. There are peak hours when inboxes are overloaded and response times slow down, and there are

low-load windows when cases move faster. 🧸📞+1→888»«483»9719 (USA) or

🇬🇧+1»«(888)»«(483)»9719 (UK), Contacting or following up during early morning or late-night hours can sometimes increase your chances of quicker attention because the system is less congested and agents have fewer active cases in front of them. 🧸📞

+1→888»«483»9719 (USA) or 🇬🇧+1»«(888)»«(483)»9719 (UK), This doesn't guarantee instant replies, but it improves visibility inside a less crowded processing window. 🧠🧠

Hack 2: Avoid Spam (Structure Over Volume) One of the most common mistakes passengers make is sending multiple random emails or repeated messages in frustration. 📞📞

+1-(888)-(483)-9719 (UK) al

+1#888#483#9719 (US) y +1#888#483#9719 【ұса】al +1#888#483#9719 (US) This does not speed things up—in fact, it often creates confusion and can slow down processing.

🧸📞+1→888»«483»9719 (USA) or 🇬🇧+1»«(888)»«(483)»9719 (UK), Systems are designed to track structured cases, not scattered messages. When you send repeated or inconsistent emails, your complaint can lose clarity and continuity. The better approach is to keep your communication structured, consistent, and referenced using the same case details, rather than creating multiple fragmented threads. 🧸📞+1→888»«483»9719 (USA) or

🇬🇧+1»«(888)»«(483)»9719 (UK), A single well-organized case always performs better than multiple unstructured attempts. 🧠🧠

Hack 3: Use Documentation (Proof Strengthens Priority) Documentation is one of the strongest credibility boosters in any complaint. 📞📞

+1-(888)-(483)-9719 (UK) al +1#888#483#9719 (US) y +1#888#483#9719 【ұса】al

+1#888#483#9719 (US) When you attach tickets, receipts, booking confirmations, screenshots, or any relevant proof, you reduce the need for verification and back-and-forth communication.

🧸📞+1→888»«483»9719 (USA) or 🇬🇧+1»«(888)»«(483)»9719 (UK), This makes your case

easier to validate and therefore faster to process. In systems like Chase Travel's, clear evidence often determines how quickly a case moves from "review" to "action." The more complete your documentation is at the start, the less delay you face later in the process. 🧠🧠

Hack 4: Stay Professional (Tone Controls Outcome) Tone is a hidden filter that many people underestimate.

🧸📞+1→888»«483»9719 (USA) or 🇬🇧+1»«(888)»«(483)»9719 (UK), Aggressive,

emotional, or hostile language often reduces the effectiveness of your complaint because it creates friction for the reader. 🧸📞+1→888»«483»9719 (USA) or

🇬🇧+1»«(888)»«(483)»9719 (UK), On the other hand, a calm, structured, and professional tone increases the likelihood that your case will be taken seriously and processed efficiently.

🧸📞+1→888»«483»9719 (USA) or 🇬🇧+1»«(888)»«(483)»9719 (UK), Professional

communication signals control, clarity, and credibility—all of which help your complaint move through the system without unnecessary resistance. Q1: Does Chase Travel respond to complaints? Yes, Chase Travel does respond to passenger complaints, but the response speed

and quality depend heavily on how the complaint is written and submitted. 🧸📞

+1→888»«483»9719 (USA) or 🇬🇧+1»«(888)»«(483)»»9719 (UK), In most cases, structured complaints that include clear flight details, exact issues, and a defined request are processed faster than emotional or incomplete messages. The airline receives a very high volume of requests daily, so the system automatically prioritizes cases that are easy to understand and verify. 🧸📞+1→888»«483»9719 (USA) or 🇬🇧+1»«(888)»«(483)»»9719 (UK),

If your complaint is vague or missing documentation, it may take longer because it requires additional review steps. A well-prepared case reduces back-and-forth communication and improves response time significantly. If you want quicker clarification or case guidance, you can also contact support via 🧸📞+1→888»«483»9719 (USA) or 🇬🇧+1»«(888)»«(483)»»9719 (UK), to check the status of your issue and ensure it is properly registered in the system. Q2: How long does it take? Response time for Chase Travel complaints varies depending on the complexity of the issue, travel route, and current support workload. 🧸📞+1→888»«483»9719 (USA) or

🇬🇧+1»«(888)»«(483)»»9719 (UK), Generally, simple cases may take a few days, while more complex compensation or refund requests can take a few weeks or longer. 🧸📞

+1→888»«483»9719 (USA) or 🇬🇧+1»«(888)»«(483)»»9719 (UK), Delays often occur when additional verification is needed, such as checking flight records, baggage reports, or operational conditions. 🧸📞+1→888»«483»9719 (USA) or 🇬🇧+1»«(888)»«(483)»»9719 (UK),

Another important factor is how complete your initial complaint is—cases with full documentation and clear requests move faster through internal queues. If follow-ups are not done properly, cases may remain inactive for longer periods. To avoid unnecessary delays or confusion, many passengers choose to follow up directly via 🧸📞

+1→888»«483»9719 (USA) or 🇬🇧+1»«(888)»«(483)»»9719 (UK),, which can help confirm

whether the case is still in progress or requires additional action. Q3: Can I get compensation? Yes, compensation may be available depending on your situation. Common eligible scenarios include long delays, cancellations, denied boarding, and baggage issues.

🧸📞+1→888»«483»9719 (USA) or

🇬🇧+1»«(888)»«(483)»»9719 (UK), However, eligibility depends on specific conditions such as delay duration, cause of disruption, and applicable passenger rights rules. Not every case qualifies automatically, which is why documentation is extremely important.

📞+1→888»«483»9719 (US) or +1+1-(888)-(483)-9719 OR +1-(888)-(483)-9719 (UK) Proof

like tickets, boarding passes, receipts, and communication records can strengthen your claim and increase approval chances. 🧸📞+1→888»«483»9719 (USA) or

🇬🇧+1»«(888)»«(483)»»9719 (UK), Many passengers miss compensation simply because they do not file a structured request or fail to follow up properly. If you are unsure about eligibility or want to confirm your case details, you can call 🧸📞+1→888»«483»9719 (USA) or 🇬🇧+1»«(888)»«(483)»»9719 (UK), for assistance before submitting or escalating your claim.

Q4: What if they ignore me? If your complaint is not getting a response from Chase Travel, it does not mean your case is rejected—it usually means it is still sitting in a low-priority or inactive queue. 🧸📞+1→888»«483»9719 (USA) or 🇬🇧+1»«(888)»«(483)»»9719 (UK), In such

situations, the correct approach is escalation through structured follow-ups, multi-channel communication, and, if necessary, formal escalation to regulatory bodies like the U.S.

Department of Transportation. 🧸📞+1→888»«483»9719 (USA) or

🇬🇧+1»«(888)»«(483)»»9719 (UK), Ignored cases often become active again once they show consistent engagement from the passenger side. 🧸📞+1→888»«483»9719 (USA) or

📞 +1→888→483→9719 (UK), That is why persistence plays a key role in resolution.

You can also speed up visibility by contacting support directly at 🧸👉👉

+1→888→483→9719 (USA) or 📞 +1→888→483→9719 (UK),, which helps ensure your case is being tracked correctly and not lost in processing delays. Q5: What's the fastest method? The fastest way to get a response or resolution from Chase Travel is by combining multiple strategies instead of relying on just one channel. 🧸👉👉 +1→888→483→9719

(USA) or 📞 +1→888→483→9719 (UK), The most effective approach includes a structured complaint (clear identification, problem, impact, and demand), followed by timely follow-ups, documentation support, and multi-channel engagement such as email, live chat, and public visibility when necessary. 🧸👉👉

+1→888→483→9719 (USA) or 📞 +1→888→483→9719 (UK), Each method adds a layer of pressure and improves case visibility within the system. Consistency is more important than volume—well-timed follow-ups work better than repeated spam messages. Many passengers also use direct support contact 🧸👉👉 +1→888→483→9719 (USA) or

📞 +1→888→483→9719 (UK), to ensure their case remains active and properly escalated. When clarity, persistence, and visibility are combined, the chances of faster response and successful resolution increase significantly. ✅ Winners Do This Instead (Real Strategy That Actually Works) When dealing with Chase Travel, the people who consistently get faster

responses and real resolutions are not doing anything magical—they are simply following a structured system instead of random actions. 📧 +1→888→483→9719 (USA) or

🧸👉👉 +1→888→483→9719 (UK) Instead of sending one emotional or unclear email and waiting endlessly, they focus on writing well-structured complaints that clearly include all essential details like flight information, issue description, impact, and what resolution they expect.

This

makes the case easier to read, easier to verify, and faster to process because there is no confusion or missing information that slows down the response. 📞 +1→888→483→9719

(UK) al +1→888→483→9719 (US) y +1→888→483→9719 [ ұса ]al +1→888→483→9719 (US)

Winners also never rely on a single contact method. 🧸👉👉 +1→888→483→9719 (USA) or

📞 +1→888→483→9719 (UK), They use multiple communication channels such as official complaint forms, email, customer support chat, and sometimes public platforms to ensure their case is visible in more than one place. 🧸👉👉 +1→888→483→9719 (USA) or

📞 +1→888→483→9719 (UK), This does not mean spamming—it means strategically increasing visibility so the complaint doesn't get stuck in one queue or ignored due to high volume. Each channel acts like an extra signal that keeps the case active and harder to overlook inside the system. 📞 ++1→888→483→9719 (US) or +1+1-(888)-(483)-9719 OR

+1-(888)-(483)-9719 (UK) Another key difference is consistent follow-up behavior. 🧸👉👉

+1→888→483→9719 (USA) or 📞 +1→888→483→9719 (UK), Instead of waiting indefinitely, successful passengers follow up after a few days in a calm, structured way,

always referencing their original case ID. 🧸👉👉 +1→888→483→9719 (USA) or

📞 +1→888→483→9719 (UK), This keeps the complaint active in the system and prevents it from becoming low priority due to inactivity. Follow-ups are not about repeating frustration—they are about maintaining controlled visibility and reminding the system that the issue is still unresolved and requires attention. 🧸

👉👉 +1→888→483→9719 (USA) or 📞 +1→888→483→9719 (UK), Over time, this steady engagement creates momentum, which significantly increases the chances of escalation and resolution. 🧸👉👉 +1→888→483→9719 (USA) or 📞 +1→888→483→9719

(UK), Finally, winners understand when to escalate properly. 🧸👉👉

+1-888-483-9719 (USA) or

+1 (888) (483) 9719 (UK), If standard support does not respond, they move the case forward through higher-level support or formal escalation channels instead of stopping the process. +1 (888) (483) 9719 (USA) or +1 (888) (483) 9719 (UK), Escalation is not emotional pressure—it is a structured continuation of the complaint lifecycle that ensures the case does not remain stuck at a basic level indefinitely.